

Datasheet for ABIN7440830
anti-Calpain 2 antibody (AA 45-514)

3 Images

[Go to Product page](#)

Overview

Quantity:	100 µL
Target:	Calpain 2 (CAPN2)
Binding Specificity:	AA 45-514
Reactivity:	Human
Host:	Rabbit
Clonality:	Polyclonal
Conjugate:	This Calpain 2 antibody is un-conjugated
Application:	Western Blotting (WB), Immunohistochemistry (IHC), Immunoprecipitation (IP), Immunocytochemistry (ICC)

Product Details

Purpose:	Polyclonal Antibody to Calpain 2 (CAPN2)
Immunogen:	Recombinant Calpain 2 (CAPN2) corresponding to Leu45~Asp514 with N-terminal His Tag
Isotype:	IgG
Specificity:	The antibody is a rabbit polyclonal antibody raised against CAPN2. It has been selected for its ability to recognize CAPN2 in immunohistochemical staining and western blotting.
Cross-Reactivity:	Mouse, Rat
Purification:	Antigen-specific affinity chromatography followed by Protein A affinity chromatography

Target Details

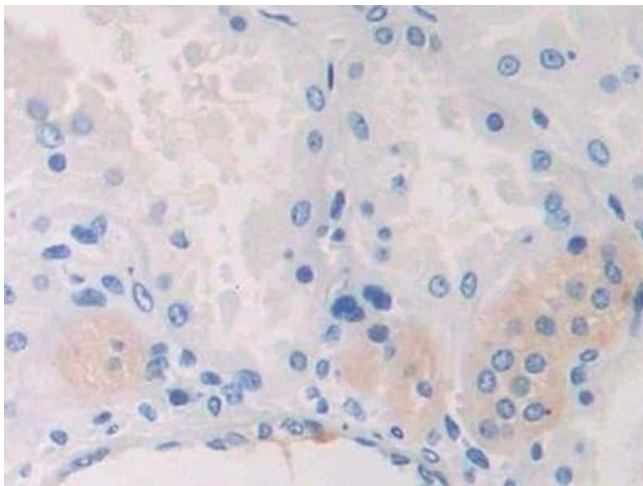
Target:	Calpain 2 (CAPN2)
Alternative Name:	Calpain 2 (CAPN2 Products)
Background:	CANPL2, CANPml, mCANP, Calpain-2 Catalytic Subunit, Calcium-activated neutral proteinase 2, Calpain M-type, Calpain large polypeptide L2, Millimolar-calpain, Calpain 2, Large Subunit

Application Details

Application Notes:	Western blotting: 0.5-2 µg/mL 1:300-1200 Immunohistochemistry: 5-20 µg/mL 1:30-120 Immunocytochemistry: 5-20 µg/mL 1:30-120 Optimal working dilutions must be determined by end user.
Comment:	The thermal stability is described by the loss rate. The loss rate was determined by accelerated thermal degradation test, that is, incubate the protein at 37°C for 48h, and no obvious degradation and precipitation were observed. The loss rate is less than 5% within the expiration date under appropriate storage condition.
Restrictions:	For Research Use only

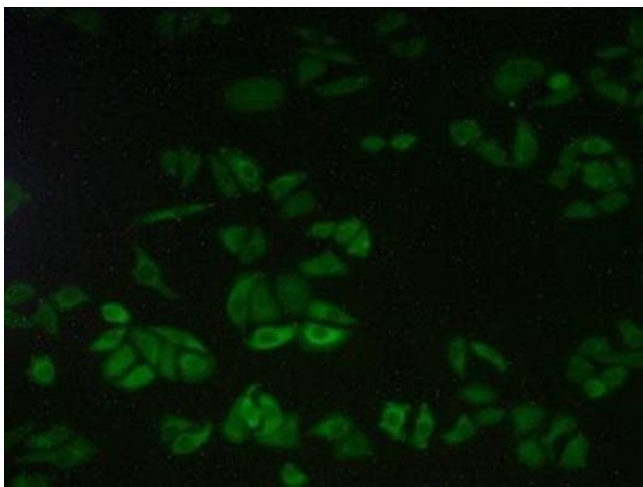
Handling

Format:	Liquid
Buffer:	0.01M PBS, pH 7.4, containing 0.05 % Proclin-300, 50 % glycerol.
Preservative:	ProClin
Precaution of Use:	This product contains ProClin: a POISONOUS AND HAZARDOUS SUBSTANCE which should be handled by trained staff only.
Storage:	4 °C, -20 °C
Storage Comment:	Store at 4°C for frequent use. Stored at -20°C in a manual defrost freezer for two year without detectable loss of activity. Avoid repeated freeze-thaw cycles.
Expiry Date:	24 months




Immunohistochemistry

Image 1. Detection of CAPN2 in Human Kidney Tissue using Polyclonal Antibody to Calpain 2 (CAPN2)



Immunohistochemistry

Image 2. Detection of CAPN2 in Human Hela Cells using Polyclonal Antibody to Calpain 2 (CAPN2)



Western Blotting

Image 3. Detection of Recombinant CAPN2, Human using Polyclonal Antibody to Calpain 2 (CAPN2)