

Datasheet for ABIN7440974
anti-STX1A antibody (AA 1-255)

5 Images

[Go to Product page](#)

Overview

Quantity:	100 µL
Target:	STX1A
Binding Specificity:	AA 1-255
Reactivity:	Human
Host:	Rabbit
Clonality:	Polyclonal
Conjugate:	This STX1A antibody is un-conjugated
Application:	Western Blotting (WB), Immunohistochemistry (IHC), Immunoprecipitation (IP), Immunocytochemistry (ICC)

Product Details

Purpose:	Polyclonal Antibody to Syntaxin 1A, Brain (STX1A)
Immunogen:	Recombinant Syntaxin 1A, Brain (STX1A) corresponding to Met1~Val255
Isotype:	IgG
Specificity:	The antibody is a rabbit polyclonal antibody raised against STX1A. It has been selected for its ability to recognize STX1A in immunohistochemical staining and western blotting.
Cross-Reactivity:	Mouse, Pig, Rat
Purification:	Antigen-specific affinity chromatography followed by Protein A affinity chromatography

Target Details

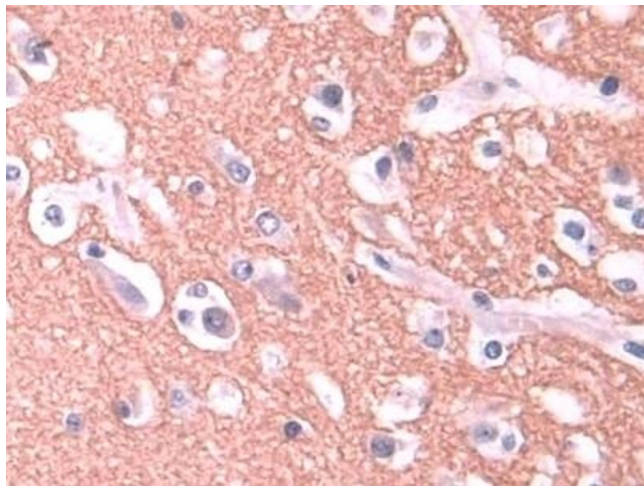
Target:	STX1A
Alternative Name:	Syntaxin 1A, Brain (STX1A Products)
Background:	STX-1A, HPC-1, STX1, P35-1, Neuron-specific antigen HPC-1
Pathways:	Peptide Hormone Metabolism , Synaptic Membrane , Synaptic Vesicle Exocytosis , Dicarboxylic Acid Transport

Application Details

Application Notes:	Western blotting: 0.5-2 µg/mL 1:500-2000 Immunohistochemistry: 5-20 µg/mL 1:50-200 Immunocytochemistry: 5-20 µg/mL 1:50-200 Optimal working dilutions must be determined by end user.
Comment:	The thermal stability is described by the loss rate. The loss rate was determined by accelerated thermal degradation test, that is, incubate the protein at 37°C for 48h, and no obvious degradation and precipitation were observed. The loss rate is less than 5% within the expiration date under appropriate storage condition.
Restrictions:	For Research Use only

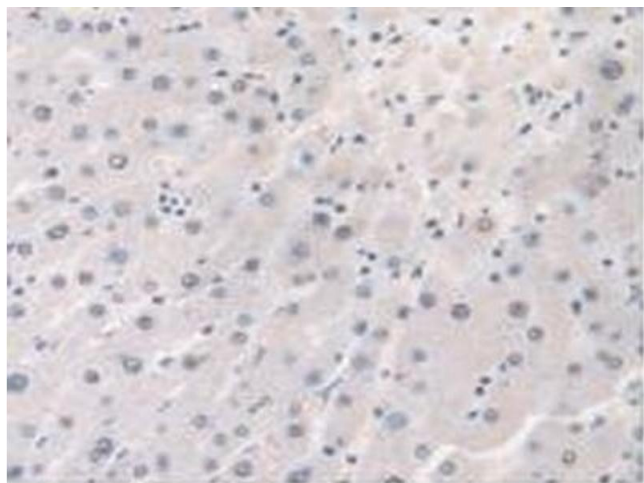
Handling

Format:	Liquid
Buffer:	0.01M PBS, pH 7.4, containing 0.05 % Proclin-300, 50 % glycerol.
Preservative:	ProClin
Precaution of Use:	This product contains ProClin: a POISONOUS AND HAZARDOUS SUBSTANCE which should be handled by trained staff only.
Storage:	4 °C,-20 °C
Storage Comment:	Store at 4°C for frequent use. Stored at -20°C in a manual defrost freezer for two year without detectable loss of activity. Avoid repeated freeze-thaw cycles.
Expiry Date:	24 months



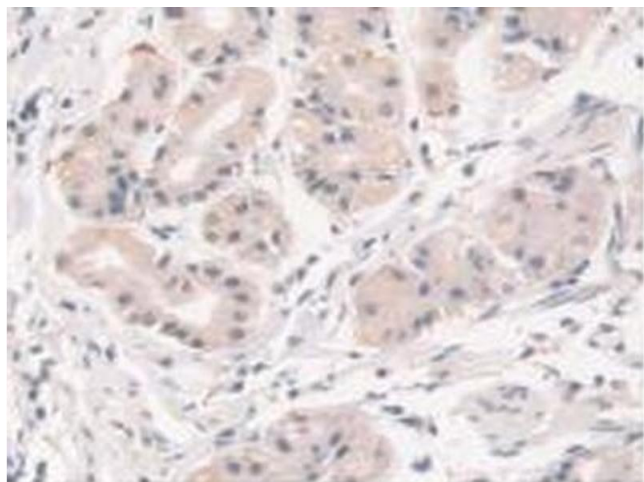
Immunohistochemistry

Image 1. Detection of STX1A in Human Cerebrum Tissue using Polyclonal Antibody to Syntaxin 1A, Brain (STX1A)



Immunohistochemistry

Image 2. Detection of STX1A in Human Liver Tissue using Polyclonal Antibody to Syntaxin 1A, Brain (STX1A)



Immunohistochemistry

Image 3. Detection of STX1A in Human Stomach Tissue using Polyclonal Antibody to Syntaxin 1A, Brain (STX1A)

Please check the [product details page](#) for more images. Overall 5 images are available for ABIN7440974.