

Datasheet for ABIN7441130
anti-DEFA4 antibody (AA 23-97)

7 Images

[Go to Product page](#)

Overview

| | |
|----------------------|---|
| Quantity: | 100 µL |
| Target: | DEFA4 |
| Binding Specificity: | AA 23-97 |
| Reactivity: | Human |
| Host: | Rabbit |
| Clonality: | Polyclonal |
| Conjugate: | This DEFA4 antibody is un-conjugated |
| Application: | Immunohistochemistry (IHC), Western Blotting (WB), Immunoprecipitation (IP), Immunocytochemistry (ICC) |

Product Details

| | |
|---------------|--|
| Purpose: | Polyclonal Antibody to Defensin Alpha 4, Corticostatin (DEFa4) |
| Immunogen: | Recombinant Defensin Alpha 4, Corticostatin (DEFa4) corresponding to Gln23~Asp97 with N-terminal His and GST Tag |
| Isotype: | IgG |
| Specificity: | The antibody is a rabbit polyclonal antibody raised against DEFa4. It has been selected for its ability to recognize DEFa4 in immunohistochemical staining and western blotting. |
| Purification: | Antigen-specific affinity chromatography followed by Protein A affinity chromatography |

Target Details

| | |
|---------|-------|
| Target: | DEFA4 |
|---------|-------|

Target Details

Alternative Name: Defensin Alpha 4, Corticostatin ([DEFA4 Products](#))

Background: DEF4, HP-4, HNP-4, Neutrophil defensin 4

Application Details

Application Notes: Western blotting: 0.5-2 µg/mL Immunohistochemistry: 5-20 µg/mL Immunocytochemistry: 5-20 µg/mL Optimal working dilutions must be determined by end user.

Comment: The thermal stability is described by the loss rate. The loss rate was determined by accelerated thermal degradation test, that is, incubate the protein at 37°C for 48h, and no obvious degradation and precipitation were observed. The loss rate is less than 5% within the expiration date under appropriate storage condition.

Restrictions: For Research Use only

Handling

Format: Liquid

Buffer: 0.01M PBS, pH 7.4, containing 0.05 % Proclin-300, 50 % glycerol.

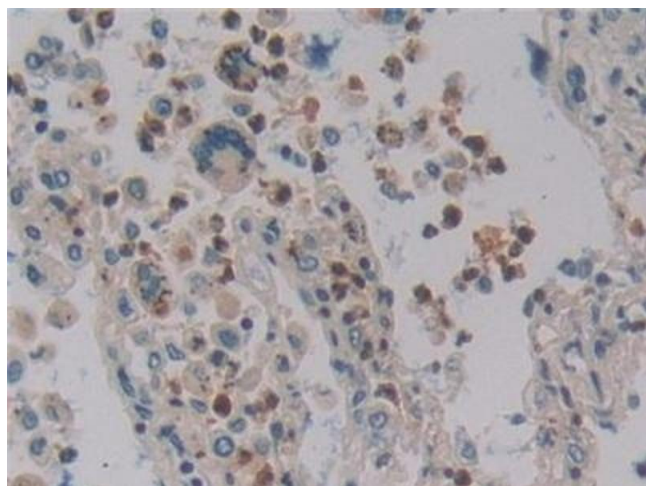
Preservative: ProClin

Precaution of Use: This product contains ProClin: a POISONOUS AND HAZARDOUS SUBSTANCE which should be handled by trained staff only.

Storage: 4 °C,-20 °C


Storage Comment: Store at 4°C for frequent use. Stored at -20°C in a manual defrost freezer for two year without detectable loss of activity. Avoid repeated freeze-thaw cycles.

Expiry Date: 24 months



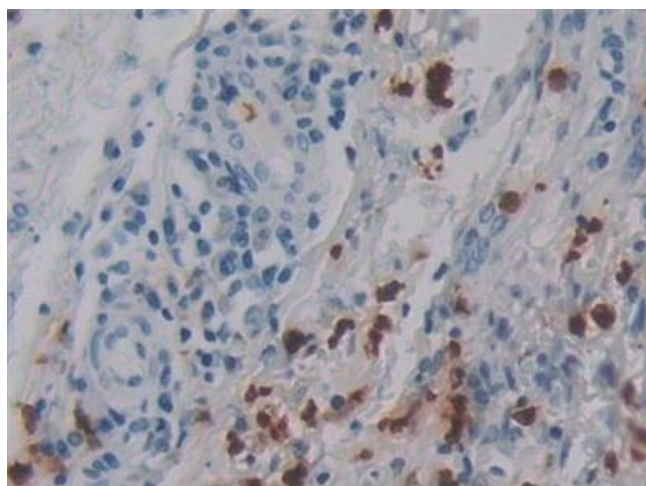
Immunohistochemistry

Image 1. Detection of DEFA4 in Human Lung cancer Tissue using Polyclonal Antibody to Defensin Alpha 4, Corticostatin (DEFA4)



Western Blotting

Image 2. Detection of Recombinant DEFA4, Human using Polyclonal Antibody to Defensin Alpha 4, Corticostatin (DEFA4)



Immunohistochemistry

Image 3. Detection of DEFA4 in Human Skin cancer Tissue using Polyclonal Antibody to Defensin Alpha 4, Corticostatin (DEFA4)

Please check the [product details page](#) for more images. Overall 7 images are available for ABIN7441130.