

Datasheet for ABIN7441235  
**anti-HDAC4 antibody (AA 904-1076)**

## 5 Images

[Go to Product page](#)

## Overview

Quantity:	100 µL
Target:	HDAC4
Binding Specificity:	AA 904-1076
Reactivity:	Mouse
Host:	Rabbit
Clonality:	Polyclonal
Conjugate:	This HDAC4 antibody is un-conjugated
Application:	Western Blotting (WB), Immunohistochemistry (IHC), Immunoprecipitation (IP), Immunocytochemistry (ICC)

## Product Details

Purpose:	Polyclonal Antibody to Histone Deacetylase 4 (HDAC4)
Immunogen:	Recombinant Histone Deacetylase 4 (HDAC4) corresponding to Arg904~Leu1076 with N-terminal His Tag
Isotype:	IgG
Specificity:	The antibody is a rabbit polyclonal antibody raised against HDAC4. It has been selected for its ability to recognize HDAC4 in immunohistochemical staining and western blotting.
Cross-Reactivity:	Human, Rat
Purification:	Antigen-specific affinity chromatography followed by Protein A affinity chromatography

## Target Details


Target:	HDAC4
Alternative Name:	Histone Deacetylase 4 ( <a href="#">HDAC4 Products</a> )
Background:	HD4, HDAC-A, HDACA
Pathways:	<a href="#">Regulation of Muscle Cell Differentiation</a> , <a href="#">Skeletal Muscle Fiber Development</a> , <a href="#">Regulation of Carbohydrate Metabolic Process</a>

## Application Details

Application Notes:	Western blotting: 0.5-2 µg/mL 1:420-1600 Immunohistochemistry: 5-20 µg/mL 1:42-160 Immunocytochemistry: 5-20 µg/mL 1:42-160 Optimal working dilutions must be determined by end user.
Comment:	The thermal stability is described by the loss rate. The loss rate was determined by accelerated thermal degradation test, that is, incubate the protein at 37°C for 48h, and no obvious degradation and precipitation were observed. The loss rate is less than 5% within the expiration date under appropriate storage condition.
Restrictions:	For Research Use only


## Handling

Format:	Liquid
Buffer:	0.01M PBS, pH 7.4, containing 0.05 % Proclin-300, 50 % glycerol.
Preservative:	ProClin
Precaution of Use:	This product contains ProClin: a POISONOUS AND HAZARDOUS SUBSTANCE which should be handled by trained staff only.
Storage:	4 °C,-20 °C
Storage Comment:	Store at 4°C for frequent use. Stored at -20°C in a manual defrost freezer for two year without detectable loss of activity. Avoid repeated freeze-thaw cycles.
Expiry Date:	24 months



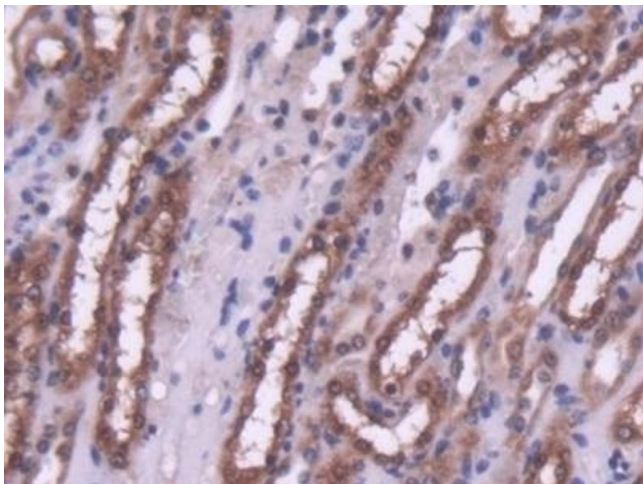
#### Western Blotting

**Image 1.** Detection of HDAC4 in Human HepG2 cell lysate using Polyclonal Antibody to Histone Deacetylase 4 (HDAC4)



#### Western Blotting

**Image 2.** Detection of Recombinant HDAC4, Mouse using Polyclonal Antibody to Histone Deacetylase 4 (HDAC4)



#### Immunohistochemistry

**Image 3.** #VALUE!

Please check the [product details page](#) for more images. Overall 5 images are available for ABIN7441235.