Datasheet for ABIN7441955

# anti-Intrinsic Factor antibody (AA 196-414)

3 Images

Go to Product page

## Overview

| | |
|---|---|
| Quantity: | 100 µL |
| Target: | Intrinsic Factor (GIF) |
| Binding Specificity: | AA 196-414 |
| Reactivity: | Rat |
| Host: | Rabbit |
| Clonality: | Polyclonal |
| Conjugate: | This Intrinsic Factor antibody is un-conjugated |
| Application: | Western Blotting (WB), Immunohistochemistry (IHC), Immunoprecipitation (IP), Immunocytochemistry (ICC) |

## Product Details

| | |
|---|---|
| Purpose: | Polyclonal Antibody to Gastric Intrinsic Factor (GIF) |
| Immunogen: | Recombinant Gastric Intrinsic Factor (GIF) corresdonding to Arg196~Phe414 |
| Isotype: | IgG |
| Specificity: | The antibody is a rabbit polyclonal antibody raised against GIF. It has been selected for its ability to recognize GIF in immunohistochemical staining and western blotting. |
| Cross-Reactivity: | Mouse |
| Purification: | Antigen-specific affinity chromatography followed by Protein A affinity chromatography |

 Copyright antibodies-online. All rights reserved.

## Target Details

| | |
|---|---|
| Target: | Intrinsic Factor (GIF) |
| Alternative Name: | Gastric Intrinsic Factor (GIF Products) |
| Background: | TCN3, IF, IFMH, INF, Transcobalamin III, Vitamin B Synthesis |

## Application Details

| | |
|---|---|
| Application Notes: | Western blotting: 0.5-2 µg/mL Immunohistochemistry: 5-20 µg/mL Immunocytochemistry: 5-20 µg/mL Optimal working dilutions must be determined by end user. |
| Comment: | The thermal stability is described by the loss rate. The loss rate was determined by accelerated thermal degradation test, that is, incubate the protein at 37°C for 48h, and no obvious degradation and precipitation were observed. The loss rate is less than 5% within the expiration date under appropriate storage condition. |
| Restrictions: | For Research Use only |

## Handling

| | |
|---|---|
| Format: | Liquid |
| Buffer: | 0.01M PBS, pH 7.4, containing 0.05 % Proclin-300, 50 % glycerol. |
| Preservative: | ProClin |
| Precaution of Use: | This product contains ProClin: a POISONOUS AND HAZARDOUS SUBSTANCE which should be handled by trained staff only. |
| Storage: | 4 °C,-20 °C |
| Storage Comment: | Store at 4°C for frequent use. Stored at -20°C in a manual defrost freezer for two year without detectable loss of activity. Avoid repeated freeze-thaw cycles. |
| Expiry Date: | 24 months |

Copyright antibodies-online. All rights reserved.

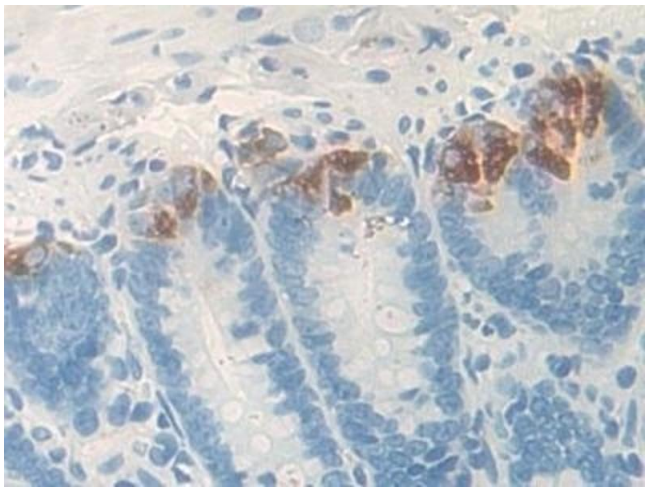

**Immunohistochemistry**

**Image 1.** Detection of GIF in Rat Small intestine Tissue using Polyclonal Antibody to Gastric Intrinsic Factor (GIF)




**Western Blotting**

**Image 2.** Detection of Recombinant GIF, Rat using Polyclonal Antibody to Gastric Intrinsic Factor (GIF)

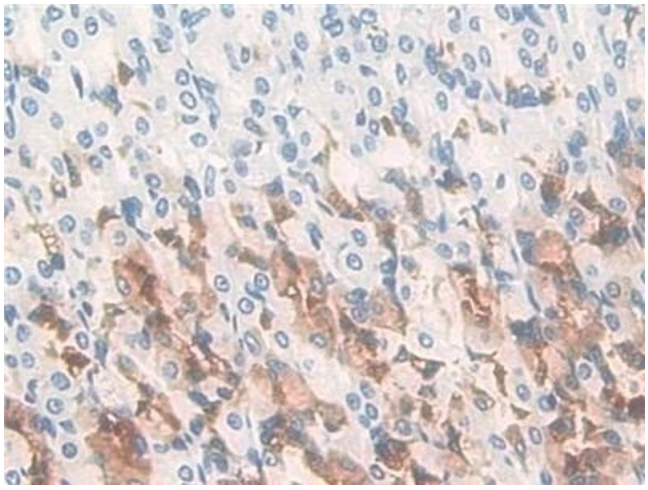

**Immunohistochemistry**

**Image 3.** Detection of GIF in Rat Stomach Tissue using Polyclonal Antibody to Gastric Intrinsic Factor (GIF)

Copyright antibodies-online. All rights reserved.