

Datasheet for ABIN7442021
anti-CENPI antibody (AA 292-528)

5 Images

[Go to Product page](#)

Overview

Quantity:	100 µL
Target:	CENPI
Binding Specificity:	AA 292-528
Reactivity:	Human
Host:	Rabbit
Clonality:	Polyclonal
Conjugate:	This CENPI antibody is un-conjugated
Application:	Western Blotting (WB), Immunoprecipitation (IP), Immunohistochemistry (IHC), Immunocytochemistry (ICC)

Product Details

Purpose:	Polyclonal Antibody to Centromere Protein I (CENPI)
Immunogen:	Recombinant Centromere Protein I (CENPI) corresponding to Leu292~Gly528 (Accession # Q92674)
Isotype:	IgG
Specificity:	The antibody is a rabbit polyclonal antibody raised against CENPI. It has been selected for its ability to recognize CENPI in immunohistochemical staining and western blotting.
Purification:	Antigen-specific affinity chromatography followed by Protein A affinity chromatography

Target Details

Target:	CENPI
---------	-------

Target Details

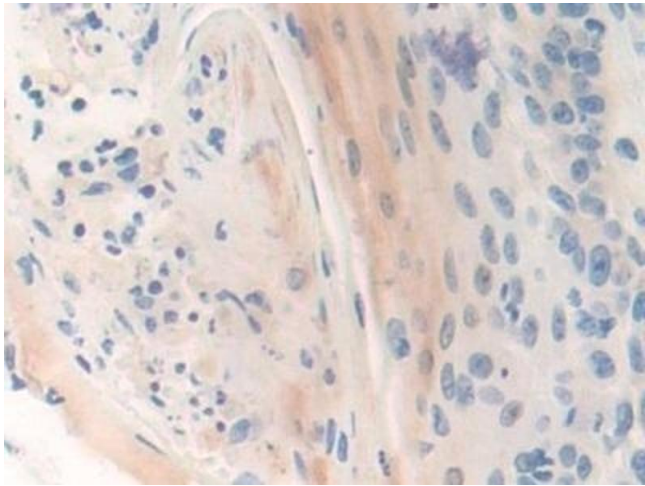
Alternative Name:	Centromere Protein I (CENPI Products)
Background:	FSHPRH1, LRPR1, Mis6, ICEN19, Follicle-stimulating hormone primary response protein, Interphase centromere complex protein 19, Leucine-rich primary response protein 1

Application Details

Application Notes:	Western blotting: 0.5-2 µg/mL Immunocytochemistry in formalin fixed cells: 5-20 µg/mL Immunohistochemistry in formalin fixed frozen section: 5-20 µg/mL Immunohistochemistry in paraffin section: 5-20 µg/mL Enzyme-linked Immunosorbent Assay: 0.05-2 µg/mL Optimal working dilutions must be determined by end user.
Comment:	The thermal stability is described by the loss rate. The loss rate was determined by accelerated thermal degradation test, that is, incubate the protein at 37°C for 48h, and no obvious degradation and precipitation were observed. The loss rate is less than 5% within the expiration date under appropriate storage condition.
Restrictions:	For Research Use only


Handling

Format:	Liquid
Buffer:	0.01M PBS, pH 7.4, containing 0.05 % Proclin-300, 50 % glycerol.
Preservative:	ProClin
Precaution of Use:	This product contains ProClin: a POISONOUS AND HAZARDOUS SUBSTANCE which should be handled by trained staff only.
Storage:	4 °C,-20 °C
Storage Comment:	Store at 4°C for frequent use. Stored at -20°C in a manual defrost freezer for two year without detectable loss of activity. Avoid repeated freeze-thaw cycles.
Expiry Date:	24 months




Immunohistochemistry

Image 1. Detection of CENPI in Human Skin cancer Tissue using Polyclonal Antibody to Centromere Protein I (CENPI)



Western Blotting

Image 2. Detection of CENPI in Human Raji Cells using Polyclonal Antibody to Centromere Protein I (CENPI)



Western Blotting

Image 3. Detection of Recombinant CENPI, Human using Polyclonal Antibody to Centromere Protein I (CENPI)

Please check the [product details page](#) for more images. Overall 5 images are available for ABIN7442021.