Datasheet for ABIN7442078

anti-DLD antibody

7 Images

Go to Product page

Overview

Quantity:	100 µL
Target:	DLD
Reactivity:	Rat
Host:	Rabbit
Clonality:	Polyclonal
Conjugate:	This DLD antibody is un-conjugated
Application:	Western Blotting (WB), Immunohistochemistry (IHC), Immunoprecipitation (IP), Immunocytochemistry (ICC)

Product Details

Purpose:	Polyclonal Antibody to Dihydrolipoyl Dehydrogenase (DLD)
Immunogen:	Recombinant Dihydrolipoyl Dehydrogenase (DLD)
Isotype:	IgG
Specificity:	The antibody is a rabbit polyclonal antibody raised against DLD. It has been selected for its ability to recognize DLD in immunohistochemical staining and western blotting.
Cross-Reactivity:	Mouse
Purification:	Antigen-specific affinity chromatography followed by Protein A affinity chromatography

Target Details

Target:	DLD

Copyright antibodies-online. All rights reserved.

Target Details

Alternative Name:	Dihydrolipoyl Dehydrogenase (DLD Products)
Background:	LAD, GCSL, Dihydrolipoamide Dehydrogenase, E3 Component Of Pyruvate Dehydrogenase Complex, 2-Oxo-Glutarate Complex, Branched Chain Keto Acid Dehydrogenase Complex
Pathways:	Ribonucleoside Biosynthetic Process, Cell RedoxHomeostasis

Application Details

Application Notes:	Western blotting: 0.5-5 µg/mL Immunohistochemistry: 5-20 µg/mL Immunocytochemistry: 5-20 µg/mL Optimal working dilutions must be determined by end user.
Comment:	The thermal stability is described by the loss rate. The loss rate was determined by accelerated thermal degradation test, that is, incubate the protein at 37°C for 48h, and no obvious degradation and precipitation were observed. The loss rate is less than 5% within the expiration date under appropriate storage condition.
Restrictions:	For Research Use only

Handling

Format:	Liquid
Buffer:	0.01M PBS, pH 7.4, containing 0.05 % Proclin-300, 50 % glycerol.
Preservative:	ProClin
Precaution of Use:	This product contains ProClin: a POISONOUS AND HAZARDOUS SUBSTANCE which should be handled by trained staff only.
Storage:	4 °C,-20 °C
Storage Comment:	Store at 4°C for frequent use. Stored at -20°C in a manual defrost freezer for two year without detectable loss of activity. Avoid repeated freeze-thaw cycles.
Expiry Date:	24 months

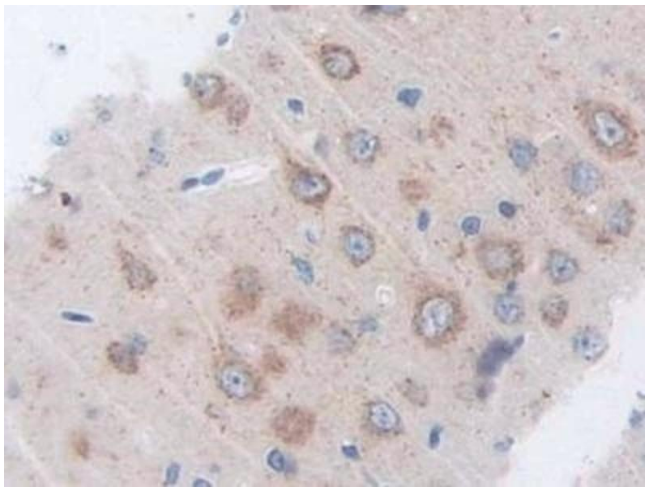

Immunohistochemistry

Image 1. Detection of DLD in Rat Cerebrum Tissue using Polyclonal Antibody to Dihydrolipoyl Dehydrogenase (DLD)



Western Blotting

Image 2. Detection of Recombinant DLD, Rat using Polyclonal Antibody to Dihydrolipoyl Dehydrogenase (DLD)

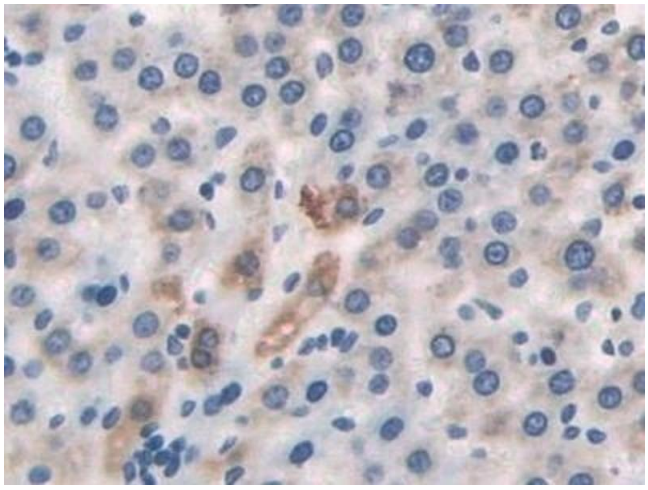

Immunohistochemistry

Image 3. Detection of DLD in Rat Liver Tissue using Polyclonal Antibody to Dihydrolipoyl Dehydrogenase (DLD)

Please check the product details page for more images. Overall 7 images are available for ABIN7442078.