

Datasheet for ABIN7442120
anti-MFAP5 antibody (AA 25-152)

5 Images

[Go to Product page](#)

Overview

Quantity:	100 µL
Target:	MFAP5
Binding Specificity:	AA 25-152
Reactivity:	Mouse
Host:	Rabbit
Clonality:	Polyclonal
Conjugate:	This MFAP5 antibody is un-conjugated
Application:	Western Blotting (WB), Immunohistochemistry (IHC), Immunoprecipitation (IP), Immunocytochemistry (ICC)

Product Details

Purpose:	Polyclonal Antibody to Microfibrillar Associated Protein 5 (MFAP5)
Immunogen:	Recombinant Microfibrillar Associated Protein 5 (MFAP5) corresponding to Gly25~Pro152 with N-terminal His Tag
Isotype:	IgG
Specificity:	The antibody is a rabbit polyclonal antibody raised against MFAP5. It has been selected for its ability to recognize MFAP5 in immunohistochemical staining and western blotting.
Purification:	Antigen-specific affinity chromatography followed by Protein A affinity chromatography

Target Details

Target:	MFAP5
---------	-------

Target Details

Alternative Name: Microfibrillar Associated Protein 5 ([MFAP5 Products](#))

Background: MAGP2, MP25, Microfibril-associated glycoprotein 2

Application Details

Application Notes: Western blotting: 0.5-2 µg/mL
Immunohistochemistry: 5-20 µg/mL
Immunocytochemistry: 5-20 µg/mL
Optimal working dilutions must be determined by end user.

Comment: The thermal stability is described by the loss rate. The loss rate was determined by accelerated thermal degradation test, that is, incubate the protein at 37°C for 48h, and no obvious degradation and precipitation were observed. The loss rate is less than 5% within the expiration date under appropriate storage condition.

Restrictions: For Research Use only

Handling

Format: Liquid

Buffer: PBS, pH 7.4, containing 0.02 % Sodium azide, 50 % glycerol.

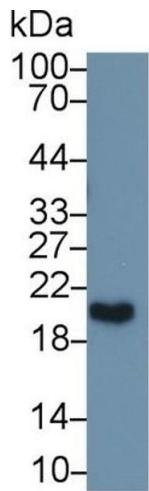
Preservative: Sodium azide

Precaution of Use: This product contains Sodium azide: a POISONOUS AND HAZARDOUS SUBSTANCE which should be handled by trained staff only.

Storage: 4 °C,-20 °C


Storage Comment: Store at 4°C for frequent use. Stored at -20°C in a manual defrost freezer for two year without detectable loss of activity. Avoid repeated freeze-thaw cycles.

Expiry Date: 24 months



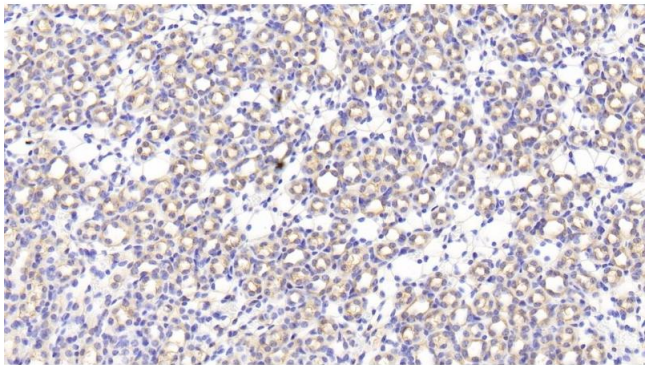
Western Blotting

Image 1. Detection of MFAP5 in Mouse Heart lysate using Polyclonal Antibody to Microfibrillar Associated Protein 5 (MFAP5)



Western Blotting

Image 2. Detection of Recombinant MFAP5, Mouse using Polyclonal Antibody to Microfibrillar Associated Protein 5 (MFAP5)



Immunohistochemistry

Image 3. Detection of MFAP5 in Mouse Kidney Tissue using Polyclonal Antibody to Microfibrillar Associated Protein 5 (MFAP5)

Please check the [product details page](#) for more images. Overall 5 images are available for ABIN7442120.