

Datasheet for ABIN7442228

anti-Glypican 3 antibody (AA 344-559)

6 Images

[Go to Product page](#)

Overview

Quantity:	100 µL
Target:	Glypican 3 (GPC3)
Binding Specificity:	AA 344-559
Reactivity:	Mouse
Host:	Rabbit
Clonality:	Polyclonal
Conjugate:	This Glypican 3 antibody is un-conjugated
Application:	Western Blotting (WB), Immunohistochemistry (IHC), Immunocytochemistry (ICC), Immunoprecipitation (IP)

Product Details

Purpose:	Polyclonal Antibody to Glypican 3 (GPC3)
Immunogen:	Recombinant Glypican 3 (GPC3) corresponding to Ile344~Ser559 (Accession # Q8CFZ4)
Isotype:	IgG
Specificity:	The antibody is a rabbit polyclonal antibody raised against GPC3. It has been selected for its ability to recognize GPC3 in immunohistochemical staining and western blotting.
Purification:	Antigen-specific affinity chromatography followed by Protein A affinity chromatography

Target Details

Target:	Glypican 3 (GPC3)
---------	-------------------

Target Details

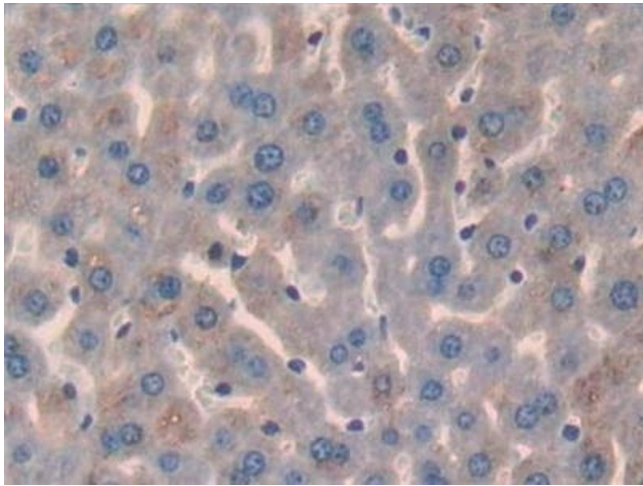
Alternative Name:	Glypican 3 (GPC3 Products)
Background:	DGSX, OCI5, SDYS, SGB, SGBS1, MXR7, Glypican Proteoglycan 3, GTR2-2, Intestinal protein OCI-5, Secreted glypican-3
Pathways:	Glycosaminoglycan Metabolic Process

Application Details

Application Notes:	Western blotting: 0.5-2 µg/mL Immunohistochemistry: 5-20 µg/mL Immunocytochemistry: 5-20 µg/mL Optimal working dilutions must be determined by end user.
Comment:	The thermal stability is described by the loss rate. The loss rate was determined by accelerated thermal degradation test, that is, incubate the protein at 37°C for 48h, and no obvious degradation and precipitation were observed. The loss rate is less than 5% within the expiration date under appropriate storage condition.
Restrictions:	For Research Use only


Handling

Format:	Liquid
Buffer:	0.01M PBS, pH 7.4, containing 0.05 % Proclin-300, 50 % glycerol.
Preservative:	ProClin
Precaution of Use:	This product contains ProClin: a POISONOUS AND HAZARDOUS SUBSTANCE which should be handled by trained staff only.
Storage:	4 °C,-20 °C
Storage Comment:	Store at 4°C for frequent use. Stored at -20°C in a manual defrost freezer for two year without detectable loss of activity. Avoid repeated freeze-thaw cycles.
Expiry Date:	24 months



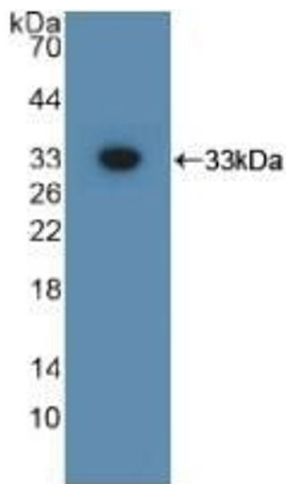
Immunohistochemistry

Image 1. Detection of GPC3 in Mouse Liver Tissue using Polyclonal Antibody to Glypican 3 (GPC3)



Western Blotting

Image 2. Detection of GPC3 in Mouse Liver Tissue using Polyclonal Antibody to Glypican 3 (GPC3)



Western Blotting

Image 3. Detection of Recombinant GPC3, Mouse using Polyclonal Antibody to Glypican 3 (GPC3)

Please check the [product details page](#) for more images. Overall 6 images are available for ABIN7442228.