

Datasheet for ABIN7442444
anti-Uroplakin 3A antibody (AA 15-212)

5 Images

[Go to Product page](#)

Overview

Quantity:	100 µL
Target:	Uroplakin 3A (UPK3A)
Binding Specificity:	AA 15-212
Reactivity:	Rat
Host:	Rabbit
Clonality:	Polyclonal
Conjugate:	This Uroplakin 3A antibody is un-conjugated
Application:	Western Blotting (WB), Immunohistochemistry (IHC), Immunoprecipitation (IP), Immunocytochemistry (ICC)

Product Details

Purpose:	Polyclonal Antibody to Uroplakin 3A (UPK3A)
Immunogen:	Recombinant Uroplakin 3A (UPK3A) corresponding to Cys15~Thr212
Isotype:	IgG
Specificity:	The antibody is a rabbit polyclonal antibody raised against UPK3A. It has been selected for its ability to recognize UPK3A in immunohistochemical staining and western blotting.
Cross-Reactivity:	Human, Mouse
Purification:	Antigen-specific affinity chromatography followed by Protein A affinity chromatography

Target Details


Target:	Uroplakin 3A (UPK3A)
Alternative Name:	Uroplakin 3A (UPK3A Products)
Background:	UPIII, UPK3

Application Details

Application Notes:	Western blotting: 0.5-2 µg/mL Immunohistochemistry: 5-20 µg/mL Immunocytochemistry: 5-20 µg/mL Optimal working dilutions must be determined by end user.
Comment:	The thermal stability is described by the loss rate. The loss rate was determined by accelerated thermal degradation test, that is, incubate the protein at 37°C for 48h, and no obvious degradation and precipitation were observed. The loss rate is less than 5% within the expiration date under appropriate storage condition.
Restrictions:	For Research Use only


Handling

Format:	Liquid
Buffer:	0.01M PBS, pH 7.4, containing 0.05 % Proclin-300, 50 % glycerol.
Preservative:	ProClin
Precaution of Use:	This product contains ProClin: a POISONOUS AND HAZARDOUS SUBSTANCE which should be handled by trained staff only.
Storage:	4 °C,-20 °C
Storage Comment:	Store at 4°C for frequent use. Stored at -20°C in a manual defrost freezer for two year without detectable loss of activity. Avoid repeated freeze-thaw cycles.
Expiry Date:	24 months



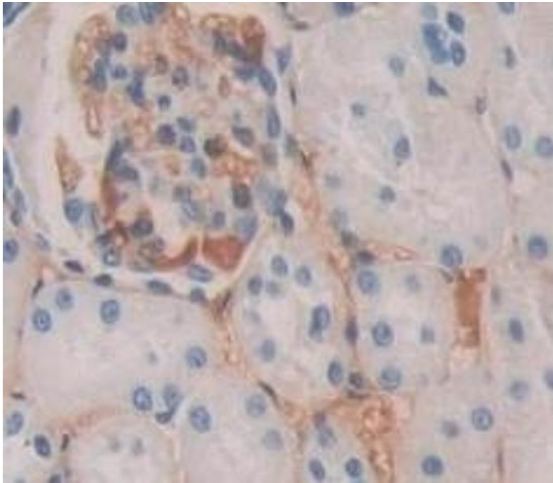
Western Blotting

Image 1. Detection of UPK3A in Human Serum using Polyclonal Antibody to Uroplakin 3A (UPK3A)



Western Blotting

Image 2. Detection of Recombinant UPK3A, Rat using Polyclonal Antibody to Uroplakin 3A (UPK3A)



Immunohistochemistry

Image 3. #VALUE!

Please check the [product details page](#) for more images. Overall 5 images are available for ABIN7442444.