



[Go to Product page](#)

Datasheet for ABIN7442456

## anti-CYFRA21.1 antibody (AA 244-400)

### 6 Images

#### Overview

Quantity:	100 µL
Target:	CYFRA21.1
Binding Specificity:	AA 244-400
Reactivity:	Human
Host:	Rabbit
Clonality:	Polyclonal
Conjugate:	This CYFRA21.1 antibody is un-conjugated
Application:	Western Blotting (WB), Immunohistochemistry (IHC), Immunoprecipitation (IP), Immunocytochemistry (ICC)

#### Product Details

Purpose:	Polyclonal Antibody to Cytokeratin Fragment Antigen 21-1 (CYFRA21-1)
Immunogen:	Recombinant Cytokeratin Fragment Antigen 21-1 (CYFRA21-1) corresponding to Asp244~Leu400 with N-terminal His Tag
Isotype:	IgG
Specificity:	The antibody is a rabbit polyclonal antibody raised against CYFRA21-1. It has been selected for its ability to recognize CYFRA21-1 in immunohistochemical staining and western blotting.
Purification:	Antigen-specific affinity chromatography followed by Protein A affinity chromatography

#### Target Details

Target:	CYFRA21.1
---------	-----------

## Target Details

---

Alternative Name: Cytokeratin Fragment Antigen 21-1 ([CYFRA21.1 Products](#))

## Application Details

---

Application Notes: Western blotting: 0.5-2 µg/mL  
Immunohistochemistry: 5-20 µg/mL  
Immunocytochemistry: 5-20 µg/mL  
Optimal working dilutions must be determined by end user.

Comment: The thermal stability is described by the loss rate. The loss rate was determined by accelerated thermal degradation test, that is, incubate the protein at 37°C for 48h, and no obvious degradation and precipitation were observed. The loss rate is less than 5% within the expiration date under appropriate storage condition.

Restrictions: For Research Use only

## Handling

---

Format: Liquid

Buffer: 0.01M PBS, pH 7.4, containing 0.05 % Proclin-300, 50 % glycerol.

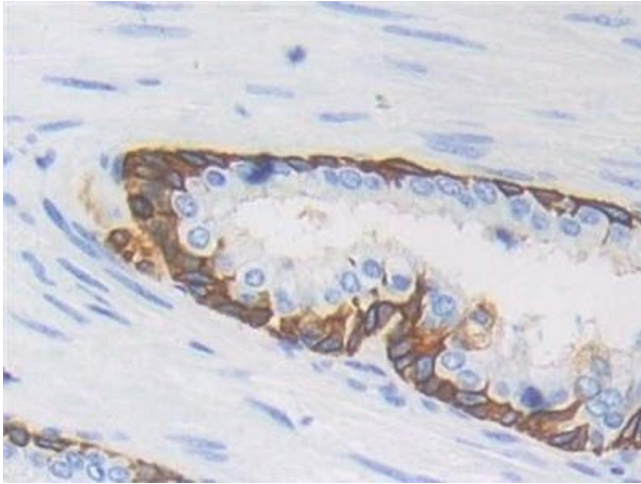
Preservative: ProClin

Precaution of Use: This product contains ProClin: a POISONOUS AND HAZARDOUS SUBSTANCE which should be handled by trained staff only.

Storage: 4 °C, -20 °C


Storage Comment: Store at 4°C for frequent use. Stored at -20°C in a manual defrost freezer for two year without detectable loss of activity. Avoid repeated freeze-thaw cycles.

Expiry Date: 24 months



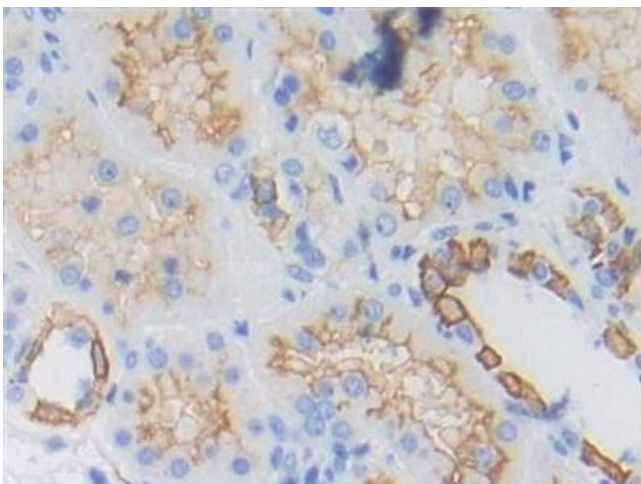
#### Immunohistochemistry

**Image 1.** Detection of CYFRA21-1 in Human Prostate Tissue using Polyclonal Antibody to Cytokeratin Fragment Antigen 21-1 (CYFRA21-1)



#### Western Blotting

**Image 2.** Detection of Recombinant CYFRA21-1, Human using Polyclonal Antibody to Cytokeratin Fragment Antigen 21-1 (CYFRA21-1)



#### Immunohistochemistry

**Image 3.** Detection of CYFRA21-1 in Human Kidney Tissue using Polyclonal Antibody to Cytokeratin Fragment Antigen 21-1 (CYFRA21-1)

Please check the [product details page](#) for more images. Overall 6 images are available for ABIN7442456.