



[Go to Product page](#)

Datasheet for ABIN7442543
anti-IRF2 antibody (AA 1-349)

6 Images

Overview

Quantity:	100 µL
Target:	IRF2
Binding Specificity:	AA 1-349
Reactivity:	Mouse
Host:	Rabbit
Clonality:	Polyclonal
Conjugate:	This IRF2 antibody is un-conjugated
Application:	Western Blotting (WB), Immunohistochemistry (IHC), Immunoprecipitation (IP), Immunocytochemistry (ICC)

Product Details

Purpose:	Polyclonal Antibody to Interferon Regulatory Factor 2 (IRF2)
Immunogen:	Recombinant Interferon Regulatory Factor 2 (IRF2) corresponding to Met1~Cys349
Isotype:	IgG
Specificity:	The antibody is a rabbit polyclonal antibody raised against IRF2. It has been selected for its ability to recognize IRF2 in immunohistochemical staining and western blotting.
Cross-Reactivity:	Human, Rat
Purification:	Antigen-specific affinity chromatography followed by Protein A affinity chromatography

Target Details

Target: IRF2

Alternative Name: Interferon Regulatory Factor 2 ([IRF2 Products](#))

Application Details

Application Notes: Western blotting: 0.5-5 µg/mL Immunohistochemistry: 5-20 µg/mL Immunocytochemistry: 5-20 µg/mL Optimal working dilutions must be determined by end user.

Comment: The thermal stability is described by the loss rate. The loss rate was determined by accelerated thermal degradation test, that is, incubate the protein at 37°C for 48h, and no obvious degradation and precipitation were observed. The loss rate is less than 5% within the expiration date under appropriate storage condition.

Restrictions: For Research Use only

Handling

Format: Liquid

Buffer: 0.01M PBS, pH 7.4, containing 0.05 % Proclin-300, 50 % glycerol.

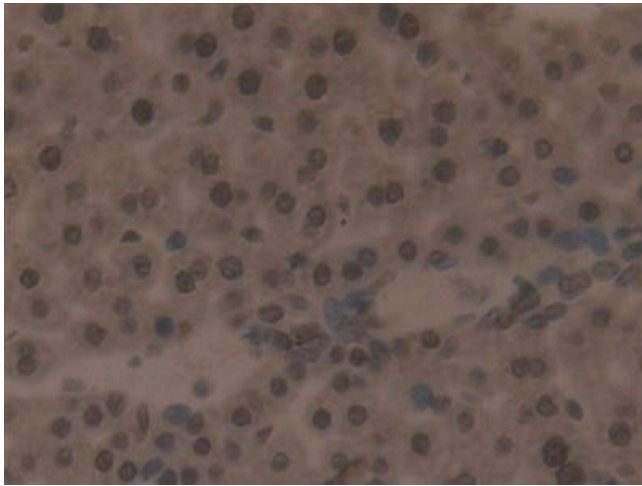
Preservative: ProClin

Precaution of Use: This product contains ProClin: a POISONOUS AND HAZARDOUS SUBSTANCE which should be handled by trained staff only.

Storage: 4 °C,-20 °C

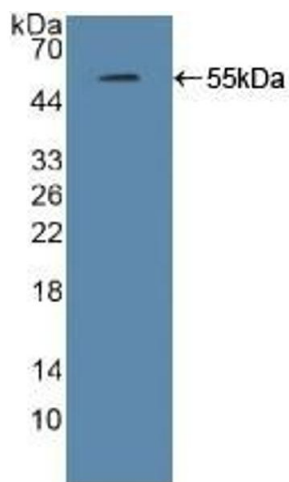
Storage Comment: Store at 4°C for frequent use. Stored at -20°C in a manual defrost freezer for two year without detectable loss of activity. Avoid repeated freeze-thaw cycles.

Expiry Date: 24 months



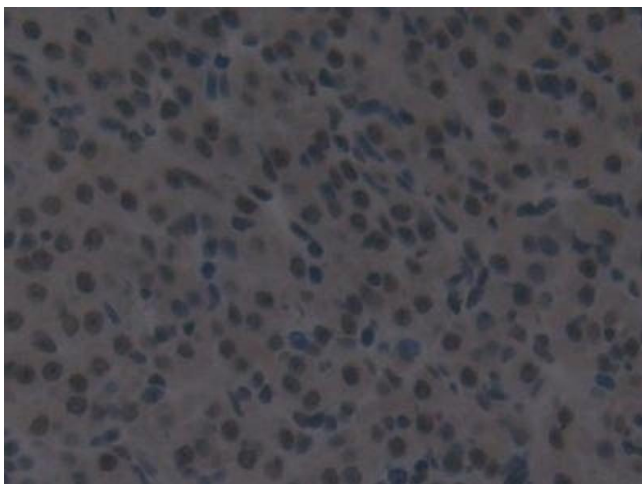
Immunohistochemistry

Image 1. Detection of IRF2 in Mouse Liver Tissue using Polyclonal Antibody to Interferon Regulatory Factor 2 (IRF2)



Western Blotting

Image 2. Detection of Recombinant IRF2, Mouse using Polyclonal Antibody to Interferon Regulatory Factor 2 (IRF2)



Immunohistochemistry

Image 3. Detection of IRF2 in Mouse Ovary Tissue using Polyclonal Antibody to Interferon Regulatory Factor 2 (IRF2)

Please check the [product details page](#) for more images. Overall 6 images are available for ABIN7442543.