

Datasheet for ABIN7442576

anti-GABARAPL2 antibody (AA 1-117)**5** Images[Go to Product page](#)

Overview

Quantity:	100 µL
Target:	GABARAPL2
Binding Specificity:	AA 1-117
Reactivity:	Human
Host:	Rabbit
Clonality:	Polyclonal
Conjugate:	This GABARAPL2 antibody is un-conjugated
Application:	Western Blotting (WB), Immunohistochemistry (IHC), Immunocytochemistry (ICC), Immunoprecipitation (IP)

Product Details

Purpose:	Polyclonal Antibody to GABA-A Receptor Associated Protein Like Protein 2 (GABARAPL2)
Immunogen:	Recombinant GABA-A Receptor Associated Protein Like Protein 2 (GABARAPL2) corresponding to Met1~Phe117
Isotype:	IgG
Specificity:	The antibody is a rabbit polyclonal antibody raised against GABARAPL2. It has been selected for its ability to recognize GABARAPL2 in immunohistochemical staining and western blotting.
Cross-Reactivity:	Mouse, Pig, Rat
Purification:	Antigen-specific affinity chromatography followed by Protein A affinity chromatography

Target Details

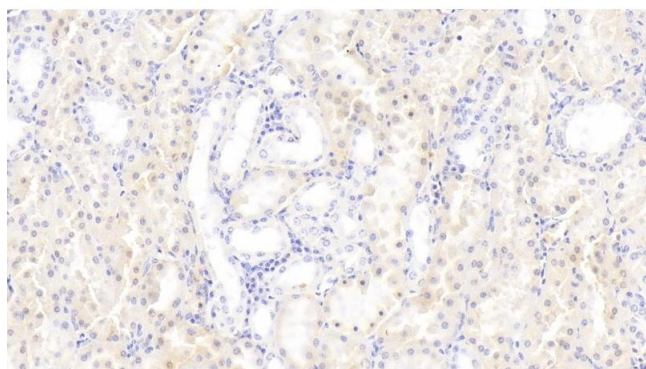
Target:	GABARAPL2
Alternative Name:	GABA-A Receptor Associated Protein Like Protein 2 (GABARAPL2 Products)
Background:	ATG8, GATE16, GEF2, FLC3A, General protein transport factor p16, Ganglioside expression factor 2, Golgi-associated ATPase enhancer of 16 kDa, MAP1 light chain 3-related
Pathways:	Autophagy

Application Details

Application Notes:	Western blotting: 0.5-2 µg/mL 1:500-2000 Immunohistochemistry: 5-20 µg/mL 1:50-200 Immunocytochemistry: 5-20 µg/mL 1:50-200 Optimal working dilutions must be determined by end user.
Comment:	The thermal stability is described by the loss rate. The loss rate was determined by accelerated thermal degradation test, that is, incubate the protein at 37°C for 48h, and no obvious degradation and precipitation were observed. The loss rate is less than 5% within the expiration date under appropriate storage condition.
Restrictions:	For Research Use only


Handling

Format:	Liquid
Buffer:	0.01M PBS, pH 7.4, containing 0.05 % Proclin-300, 50 % glycerol.
Preservative:	ProClin
Precaution of Use:	This product contains ProClin: a POISONOUS AND HAZARDOUS SUBSTANCE which should be handled by trained staff only.
Storage:	4 °C,-20 °C
Storage Comment:	Store at 4°C for frequent use. Stored at -20°C in a manual defrost freezer for two year without detectable loss of activity. Avoid repeated freeze-thaw cycles.
Expiry Date:	24 months



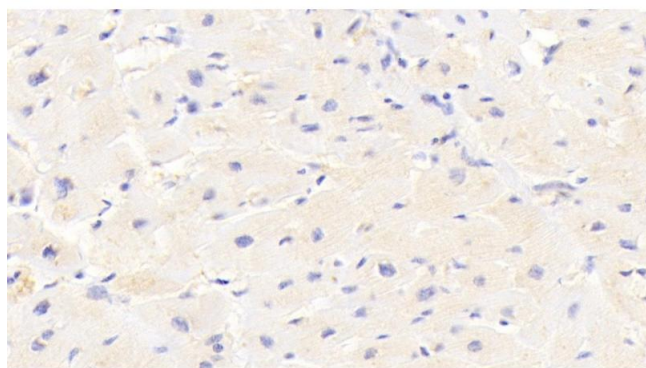
Immunohistochemistry

Image 1. Detection of GABARAPL2 in Human Kidney Tissue using Polyclonal Antibody to GABA-A Receptor Associated Protein Like Protein 2 (GABARAPL2)



Western Blotting

Image 2. Detection of Recombinant GABARAPL2, Human using Polyclonal Antibody to GABA-A Receptor Associated Protein Like Protein 2 (GABARAPL2)



Immunohistochemistry

Image 3. Detection of GABARAPL2 in Human Cardiac Muscle Tissue using Polyclonal Antibody to GABA-A Receptor Associated Protein Like Protein 2 (GABARAPL2)

Please check the [product details page](#) for more images. Overall 5 images are available for ABIN7442576.