



[Go to Product page](#)

Datasheet for ABIN7442672
anti-SOD2 antibody (AA 25-222)

7 Images

Overview

Quantity:	100 µL
Target:	SOD2
Binding Specificity:	AA 25-222
Reactivity:	Human
Host:	Rabbit
Clonality:	Polyclonal
Conjugate:	This SOD2 antibody is un-conjugated
Application:	Western Blotting (WB), Immunohistochemistry (IHC), Immunoprecipitation (IP), Immunocytochemistry (ICC)

Product Details

Purpose:	Polyclonal Antibody to Superoxide Dismutase 2, Mitochondrial (SOD2)
Immunogen:	Recombinant Superoxide Dismutase 2, Mitochondrial (SOD2) corresponding to Lys25~Lys222 (Accession # P04179)
Isotype:	IgG
Specificity:	The antibody is a rabbit polyclonal antibody raised against SOD2. It has been selected for its ability to recognize SOD2 in immunohistochemical staining and western blotting.
Cross-Reactivity:	Pig
Purification:	Antigen-specific affinity chromatography followed by Protein A affinity chromatography

Target Details

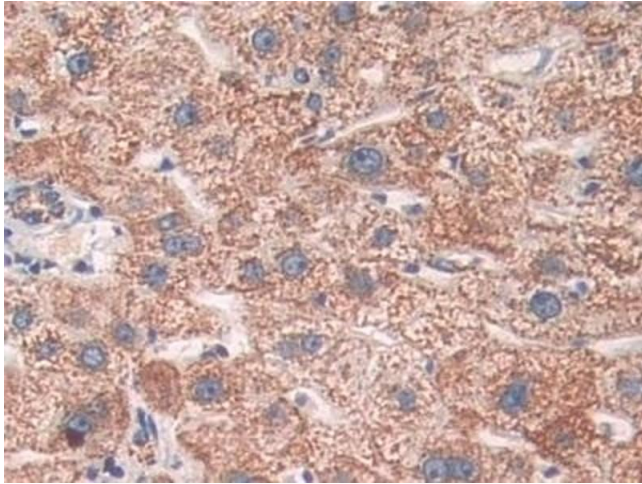
Target:	SOD2
Alternative Name:	Superoxide Dismutase 2, Mitochondrial (SOD2 Products)
Background:	IPO-B, MNSOD, Mn-SOD
Pathways:	Sensory Perception of Sound , Transition Metal Ion Homeostasis , Negative Regulation of intrinsic apoptotic Signaling

Application Details

Application Notes:	Western blotting: 0.5-2 µg/mL Immunohistochemistry: 5-20 µg/mL Immunocytochemistry: 5-20 µg/mL Optimal working dilutions must be determined by end user.
Comment:	The thermal stability is described by the loss rate. The loss rate was determined by accelerated thermal degradation test, that is, incubate the protein at 37°C for 48h, and no obvious degradation and precipitation were observed. The loss rate is less than 5% within the expiration date under appropriate storage condition.
Restrictions:	For Research Use only


Handling

Format:	Liquid
Buffer:	0.01M PBS, pH 7.4, containing 0.05 % Proclin-300, 50 % glycerol.
Preservative:	ProClin
Precaution of Use:	This product contains ProClin: a POISONOUS AND HAZARDOUS SUBSTANCE which should be handled by trained staff only.
Storage:	4 °C, -20 °C
Storage Comment:	Store at 4°C for frequent use. Stored at -20°C in a manual defrost freezer for two year without detectable loss of activity. Avoid repeated freeze-thaw cycles.
Expiry Date:	24 months



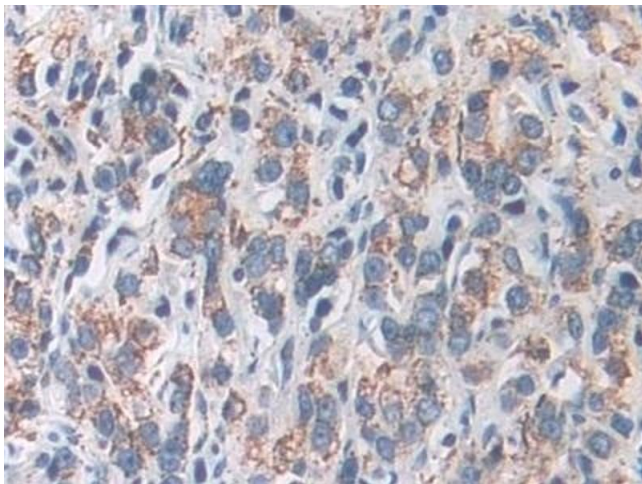
Immunohistochemistry

Image 1. Detection of SOD2 in Human Liver Tissue using Polyclonal Antibody to Superoxide Dismutase 2, Mitochondrial (SOD2)



Western Blotting

Image 2. Detection of Recombinant SOD2, Human using Polyclonal Antibody to Superoxide Dismutase 2, Mitochondrial (SOD2)



Immunohistochemistry

Image 3. Detection of SOD2 in Human Prostate cancer Tissue using Polyclonal Antibody to Superoxide Dismutase 2, Mitochondrial (SOD2)

Please check the [product details page](#) for more images. Overall 7 images are available for ABIN7442672.