

Datasheet for ABIN7442714  
**anti-MX1 antibody (AA 68-303)**

## 3 Images

[Go to Product page](#)

## Overview

Quantity:	100 µL
Target:	MX1
Binding Specificity:	AA 68-303
Reactivity:	Rat
Host:	Rabbit
Clonality:	Polyclonal
Conjugate:	This MX1 antibody is un-conjugated
Application:	Western Blotting (WB), Immunohistochemistry (IHC), Immunoprecipitation (IP), Immunocytochemistry (ICC)

## Product Details

Purpose:	Polyclonal Antibody to Myxovirus Resistance 1 (MX1)
Immunogen:	Recombinant Myxovirus Resistance 1 (MX1) corresponding to Gly68~Leu303 (Accession # P18588) conjugate to LEHHHHHH
Isotype:	IgG
Specificity:	The antibody is a rabbit polyclonal antibody raised against MX1. It has been selected for its ability to recognize MX1 in immunohistochemical staining and western blotting.
Cross-Reactivity:	Human
Purification:	Antigen-specific affinity chromatography followed by Protein A affinity chromatography

## Target Details

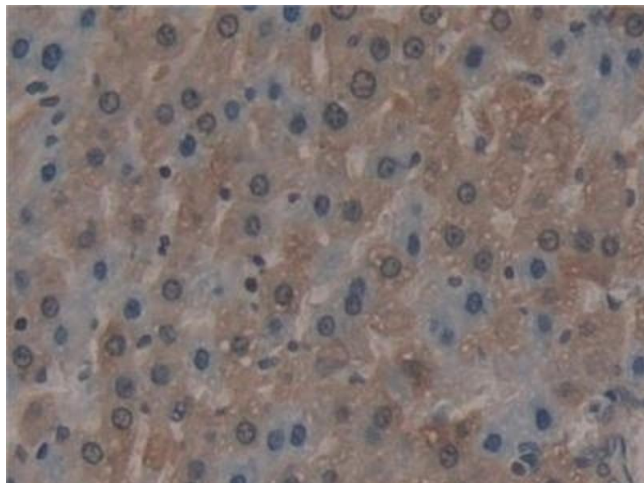
Target:	MX1
Alternative Name:	Myxovirus Resistance 1 ( <a href="#">MX1 Products</a> )
Background:	IFI-78K, IFI78, MX, MxA, Interferon-Inducible Protein p78, Interferon-regulated resistance GTP-binding protein MxA

## Application Details

Application Notes:	Western blotting: 0.5-2 µg/mL Immunocytochemistry in formalin fixed cells: 5-20 µg/mL Immunohistochemistry in formalin fixed frozen section: 5-20 µg/mL Immunohistochemistry in paraffin section: 5-20 µg/mL Enzyme-linked Immunosorbent Assay: 0.05-2 µg/mL Optimal working dilutions must be determined by end user.
Comment:	The thermal stability is described by the loss rate. The loss rate was determined by accelerated thermal degradation test, that is, incubate the protein at 37°C for 48h, and no obvious degradation and precipitation were observed. The loss rate is less than 5% within the expiration date under appropriate storage condition.
Restrictions:	For Research Use only


## Handling

Format:	Liquid
Buffer:	0.01M PBS, pH 7.4, containing 0.05 % Proclin-300, 50 % glycerol.
Preservative:	ProClin
Precaution of Use:	This product contains ProClin: a POISONOUS AND HAZARDOUS SUBSTANCE which should be handled by trained staff only.
Storage:	4 °C, -20 °C
Storage Comment:	Store at 4°C for frequent use. Stored at -20°C in a manual defrost freezer for two year without detectable loss of activity. Avoid repeated freeze-thaw cycles.
Expiry Date:	24 months



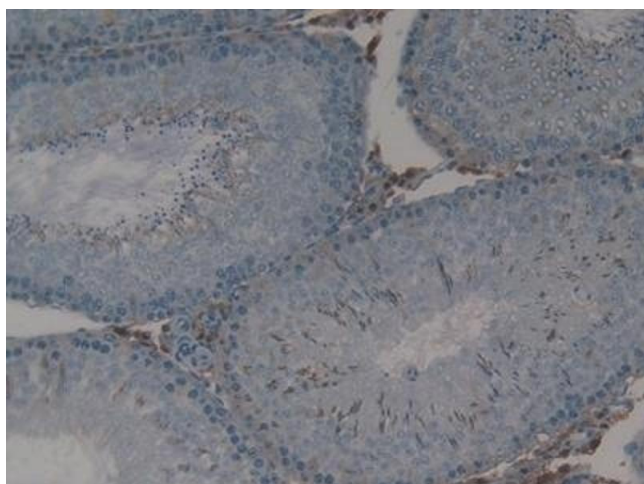
#### Immunohistochemistry

**Image 1.** Detection of MX1 in Rat Liver Tissue using Polyclonal Antibody to Myxovirus Resistance 1 (MX1)



#### Western Blotting

**Image 2.** Detection of Recombinant MX1, Rat using Polyclonal Antibody to Myxovirus Resistance 1 (MX1)



#### Immunohistochemistry

**Image 3.** Detection of MX1 in Rat Testis Tissue using Polyclonal Antibody to Myxovirus Resistance 1 (MX1)