

Datasheet for ABIN7442723  
**anti-T-Bet antibody (AA 241-493)**[Go to Product page](#)

## 4 Images

## Overview

Quantity:	100 µL
Target:	T-Bet
Binding Specificity:	AA 241-493
Reactivity:	Rat
Host:	Rabbit
Clonality:	Polyclonal
Conjugate:	This T-Bet antibody is un-conjugated
Application:	Western Blotting (WB), Immunohistochemistry (IHC), Immunoprecipitation (IP), Immunocytochemistry (ICC)

## Product Details

Purpose:	Polyclonal Antibody to T-Box Protein 21 (TBX21)
Immunogen:	Recombinant T-Box Protein 21 (TBX21) corresponding to Leu241~Arg493 (Accession # D3ZCM2)
Isotype:	IgG
Specificity:	The antibody is a rabbit polyclonal antibody raised against TBX21. It has been selected for its ability to recognize TBX21 in immunohistochemical staining and western blotting.
Purification:	Antigen-specific affinity chromatography followed by Protein A affinity chromatography

## Target Details

Target:	T-Bet
---------	-------

## Target Details

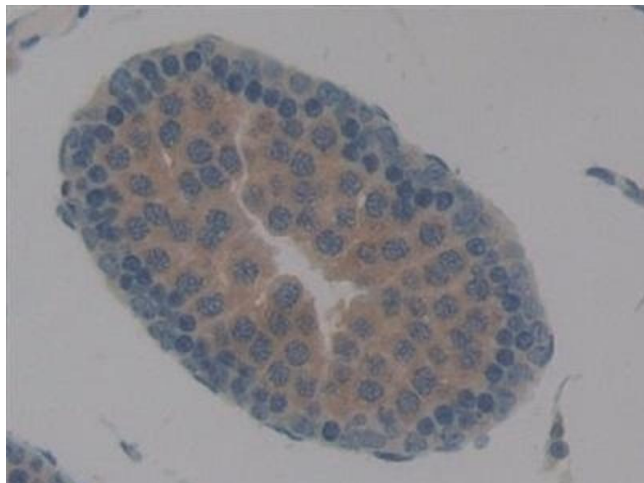
Alternative Name:	T-Box Protein 21 ( <a href="#">T-Bet Products</a> )
Background:	TBLYM, TBET, T-box transcription factor TBX21, T-cell-specific T-box transcription factor T-bet

## Application Details

Application Notes:	Western blotting: 0.5-2 µg/mL 1:300-1200 Immunohistochemistry: 5-20 µg/mL 1:30-120 Immunocytochemistry: 5-20 µg/mL 1:30-120 Optimal working dilutions must be determined by end user.
Comment:	The thermal stability is described by the loss rate. The loss rate was determined by accelerated thermal degradation test, that is, incubate the protein at 37°C for 48h, and no obvious degradation and precipitation were observed. The loss rate is less than 5% within the expiration date under appropriate storage condition.
Restrictions:	For Research Use only


## Handling

Format:	Liquid
Buffer:	PBS, pH 7.4, containing 0.02 % Sodium azide, 50 % glycerol.
Preservative:	Sodium azide
Precaution of Use:	This product contains Sodium azide: a POISONOUS AND HAZARDOUS SUBSTANCE which should be handled by trained staff only.
Storage:	4 °C,-20 °C
Storage Comment:	Store at 4°C for frequent use. Stored at -20°C in a manual defrost freezer for two year without detectable loss of activity. Avoid repeated freeze-thaw cycles.
Expiry Date:	24 months



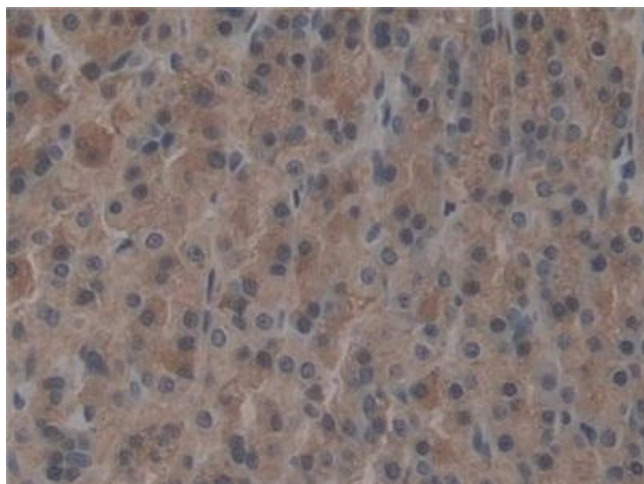
#### Immunohistochemistry

**Image 1.** Detection of TBX21 in Rat Testis Tissue using Polyclonal Antibody to T-Box Protein 21 (TBX21)



#### Western Blotting

**Image 2.** Detection of Recombinant TBX21, Rat using Polyclonal Antibody to T-Box Protein 21 (TBX21)



#### Immunohistochemistry

**Image 3.** Detection of TBX21 in Rat Stomach Tissue using Polyclonal Antibody to T-Box Protein 21 (TBX21)

Please check the [product details page](#) for more images. Overall 4 images are available for ABIN7442723.