



[Go to Product page](#)

Datasheet for ABIN7443014
anti-FLT3 antibody (AA 335-544)

4 Images

Overview

Quantity:	100 µL
Target:	FLT3
Binding Specificity:	AA 335-544
Reactivity:	Mouse
Host:	Rabbit
Clonality:	Polyclonal
Conjugate:	This FLT3 antibody is un-conjugated
Application:	Western Blotting (WB), Immunohistochemistry (IHC), Immunoprecipitation (IP), Immunocytochemistry (ICC)

Product Details

Purpose:	Polyclonal Antibody to FMS Like Tyrosine Kinase 3 (Flt3)
Immunogen:	Recombinant FMS Like Tyrosine Kinase 3 (Flt3) corresponding to Lys335~Ser544 (Accession # Q00342)
Isotype:	IgG
Specificity:	The antibody is a rabbit polyclonal antibody raised against Flt3. It has been selected for its ability to recognize Flt3 in immunohistochemical staining and western blotting.
Cross-Reactivity:	Human, Rat
Purification:	Antigen-specific affinity chromatography followed by Protein A affinity chromatography

Target Details

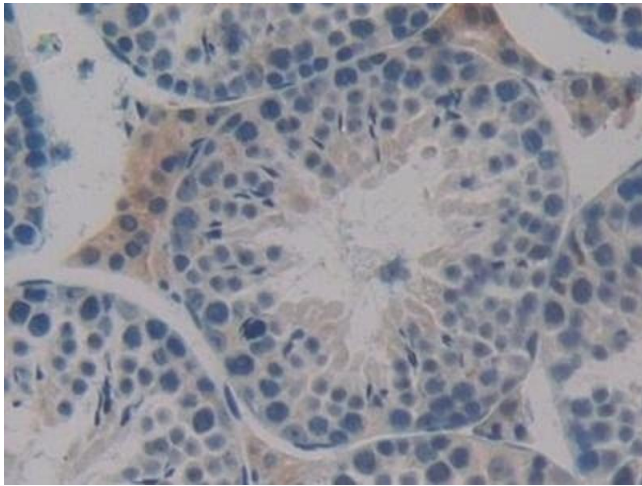
Target:	FLT3
Alternative Name:	FMS Like Tyrosine Kinase 3 (FLT3 Products)
Background:	CD135, STK1, FLK2, Fms-Related Tyrosine Kinase 3, Stem Cell Tyrosine Kinase 1, FL Cytokine Receptor, Fetal Liver Kinase-2
Pathways:	RTK Signaling

Application Details

Application Notes:	Western blotting: 0.5-5 µg/mL Immunohistochemistry: 5-20 µg/mL Immunocytochemistry: 5-20 µg/mL Optimal working dilutions must be determined by end user.
Comment:	The thermal stability is described by the loss rate. The loss rate was determined by accelerated thermal degradation test, that is, incubate the protein at 37°C for 48h, and no obvious degradation and precipitation were observed. The loss rate is less than 5% within the expiration date under appropriate storage condition.
Restrictions:	For Research Use only

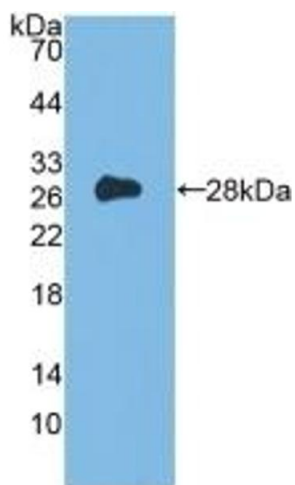
Handling

Format:	Liquid
Buffer:	0.01M PBS, pH 7.4, containing 0.05 % Proclin-300, 50 % glycerol.
Preservative:	ProClin
Precaution of Use:	This product contains ProClin: a POISONOUS AND HAZARDOUS SUBSTANCE which should be handled by trained staff only.
Storage:	4 °C, -20 °C
Storage Comment:	Store at 4°C for frequent use. Stored at -20°C in a manual defrost freezer for two year without detectable loss of activity. Avoid repeated freeze-thaw cycles.
Expiry Date:	24 months



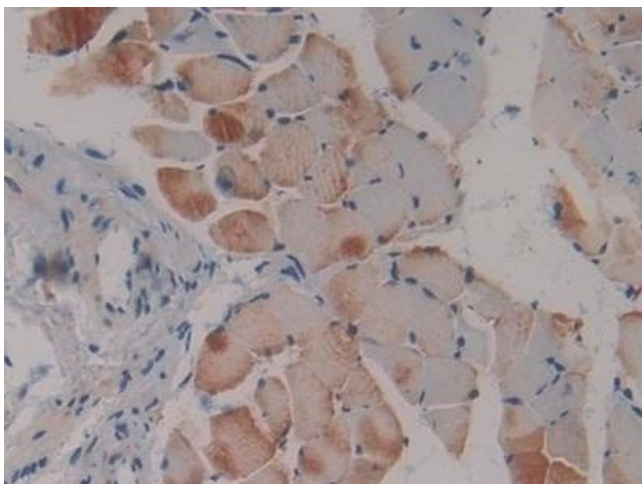
Immunohistochemistry

Image 1. Detection of Flt3 in Mouse Testis Tissue using Polyclonal Antibody to FMS Like Tyrosine Kinase 3 (Flt3)



Western Blotting

Image 2. Detection of Recombinant Flt3, Mouse using Polyclonal Antibody to FMS Like Tyrosine Kinase 3 (Flt3)



Immunohistochemistry

Image 3. Detection of Flt3 in Mouse Skeletal muscle Tissue using Polyclonal Antibody to FMS Like Tyrosine Kinase 3 (Flt3)

Please check the [product details page](#) for more images. Overall 4 images are available for ABIN7443014.