

Datasheet for ABIN7443167

anti-Hemoglobin Subunit beta antibody (AA 1-145)[Go to Product page](#)**6** Images

Overview

Quantity:	100 µL
Target:	Hemoglobin Subunit beta (HBB)
Binding Specificity:	AA 1-145
Reactivity:	Cow
Host:	Rabbit
Clonality:	Polyclonal
Conjugate:	This Hemoglobin Subunit beta antibody is un-conjugated
Application:	Western Blotting (WB), Immunohistochemistry (IHC), Immunoprecipitation (IP), Immunocytochemistry (ICC)

Product Details

Purpose:	Polyclonal Antibody to Hemoglobin Beta (HBb)
Immunogen:	Recombinant Hemoglobin Beta (HBb) corresponding to Met1~His145 (Accession # P02070)
Isotype:	IgG
Specificity:	The antibody is a rabbit polyclonal antibody raised against HBb. It has been selected for its ability to recognize HBb in immunohistochemical staining and western blotting.
Cross-Reactivity:	Human
Purification:	Antigen-specific affinity chromatography followed by Protein A affinity chromatography

Target Details

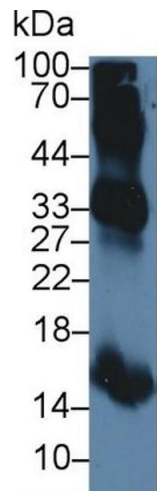
Target:	Hemoglobin Subunit beta (HBB)
Alternative Name:	Hemoglobin Beta (HBB Products)
Target Type:	Viral Protein
Background:	HB-B, HBD, CD113t-C, Beta Globin, Spinorphin

Application Details

Application Notes:	Western blotting: 0.5-2 µg/mL Immunocytochemistry in formalin fixed cells: 5-20 µg/mL Immunohistochemistry in formalin fixed frozen section: 5-20 µg/mL Immunohistochemistry in paraffin section: 5-20 µg/mL Enzyme-linked Immunosorbent Assay: 0.05-2 µg/mL Optimal working dilutions must be determined by end user.
Comment:	The thermal stability is described by the loss rate. The loss rate was determined by accelerated thermal degradation test, that is, incubate the protein at 37°C for 48h, and no obvious degradation and precipitation were observed. The loss rate is less than 5% within the expiration date under appropriate storage condition.
Restrictions:	For Research Use only


Handling

Format:	Liquid
Buffer:	0.01M PBS, pH 7.4, containing 0.05 % Proclin-300, 50 % glycerol.
Preservative:	ProClin
Precaution of Use:	This product contains ProClin: a POISONOUS AND HAZARDOUS SUBSTANCE which should be handled by trained staff only.
Storage:	4 °C,-20 °C
Storage Comment:	Store at 4°C for frequent use. Stored at -20°C in a manual defrost freezer for two year without detectable loss of activity. Avoid repeated freeze-thaw cycles.
Expiry Date:	24 months



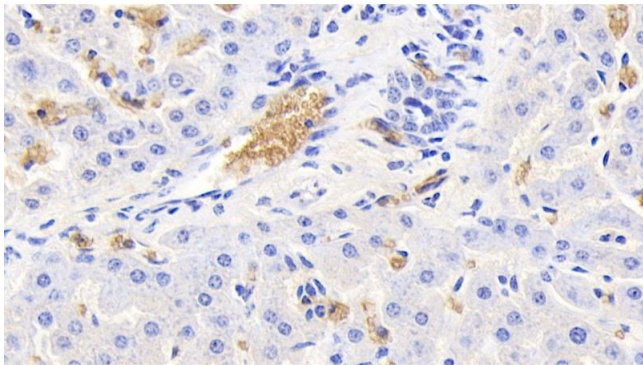
Western Blotting

Image 1. Detection of HBb in Bovine Blood Cells lysate using Polyclonal Antibody to Hemoglobin Beta (HBb)



Western Blotting

Image 2. Detection of Recombinant HBb, Bovine using Polyclonal Antibody to Hemoglobin Beta (HBb)



Immunohistochemistry

Image 3. Detection of HBb in Bovine Liver Tissue using Polyclonal Antibody to Hemoglobin Beta (HBb)

Please check the [product details page](#) for more images. Overall 6 images are available for ABIN7443167.