

Datasheet for ABIN7443242
anti-ADAP2 antibody (AA 49-360)

5 Images

[Go to Product page](#)

Overview

Quantity:	100 µL
Target:	ADAP2
Binding Specificity:	AA 49-360
Reactivity:	Rat
Host:	Rabbit
Clonality:	Polyclonal
Conjugate:	This ADAP2 antibody is un-conjugated
Application:	Western Blotting (WB), Immunohistochemistry (IHC), Immunoprecipitation (IP), Immunocytochemistry (ICC)

Product Details

Purpose:	Polyclonal Antibody to Centaurin Alpha 2 (CENTa2)
Immunogen:	Recombinant Centaurin Alpha 2 (CENTa2) corresponding to Ser49~Ser360 (Accession # Q9JK15)
Isotype:	IgG
Specificity:	The antibody is a rabbit polyclonal antibody raised against CENTa2. It has been selected for its ability to recognize CENTa2 in immunohistochemical staining and western blotting.
Purification:	Antigen-specific affinity chromatography followed by Protein A affinity chromatography

Target Details

Target:	ADAP2
---------	-------

Target Details

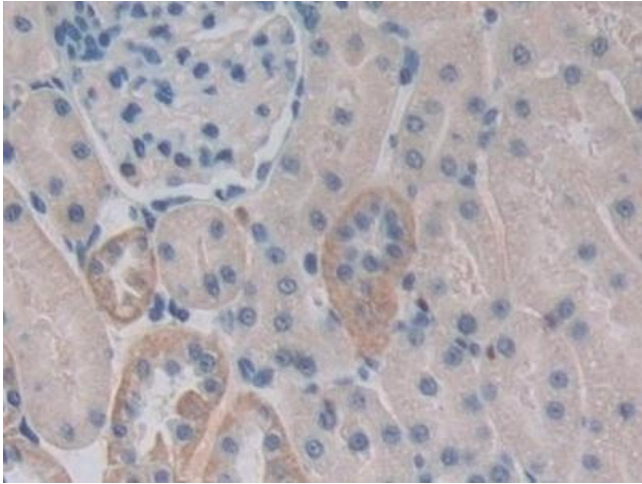
Alternative Name:	Centaurin Alpha 2 (ADAP2 Products)
Background:	ADAP2, Cent-b, Arf-GAP With Dual PH Domain-Containing Protein 2

Application Details

Application Notes:	Western blotting: 0.5-5 µg/mL Immunohistochemistry: 5-20 µg/mL Immunocytochemistry: 5-20 µg/mL Optimal working dilutions must be determined by end user.
Comment:	The thermal stability is described by the loss rate. The loss rate was determined by accelerated thermal degradation test, that is, incubate the protein at 37°C for 48h, and no obvious degradation and precipitation were observed. The loss rate is less than 5% within the expiration date under appropriate storage condition.
Restrictions:	For Research Use only


Handling

Format:	Liquid
Buffer:	0.01M PBS, pH 7.4, containing 0.05 % Proclin-300, 50 % glycerol.
Preservative:	ProClin
Precaution of Use:	This product contains ProClin: a POISONOUS AND HAZARDOUS SUBSTANCE which should be handled by trained staff only.
Storage:	4 °C,-20 °C
Storage Comment:	Store at 4°C for frequent use. Stored at -20°C in a manual defrost freezer for two year without detectable loss of activity. Avoid repeated freeze-thaw cycles.
Expiry Date:	24 months




Immunohistochemistry

Image 1. Detection of CENTa2 in Rat Kidney Tissue using Polyclonal Antibody to Centaurin Alpha 2 (CENTa2)



Western Blotting

Image 2. Detection of CENTa2 in Rat Serum using Polyclonal Antibody to Centaurin Alpha 2 (CENTa2)



Western Blotting

Image 3. Detection of Recombinant CENTa2, Rat using Polyclonal Antibody to Centaurin Alpha 2 (CENTa2)

Please check the [product details page](#) for more images. Overall 5 images are available for ABIN7443242.