

Datasheet for ABIN7443317  
**anti-TOR1A antibody (AA 33-321)**

## 8 Images

[Go to Product page](#)

## Overview

Quantity:	100 µL
Target:	TOR1A
Binding Specificity:	AA 33-321
Reactivity:	Human
Host:	Rabbit
Clonality:	Polyclonal
Conjugate:	This TOR1A antibody is un-conjugated
Application:	Western Blotting (WB), Immunohistochemistry (IHC), Immunoprecipitation (IP), Immunocytochemistry (ICC)

## Product Details

Purpose:	Polyclonal Antibody to Torsin 1A (TOR1A)
Immunogen:	Recombinant Torsin 1A (TOR1A) corresponding to Val33~Thr321 with N-terminal His Tag
Isotype:	IgG
Specificity:	The antibody is a rabbit polyclonal antibody raised against TOR1A. It has been selected for its ability to recognize TOR1A in immunohistochemical staining and western blotting.
Purification:	Antigen-specific affinity chromatography followed by Protein A affinity chromatography

## Target Details

Target:	TOR1A
---------	-------

## Target Details

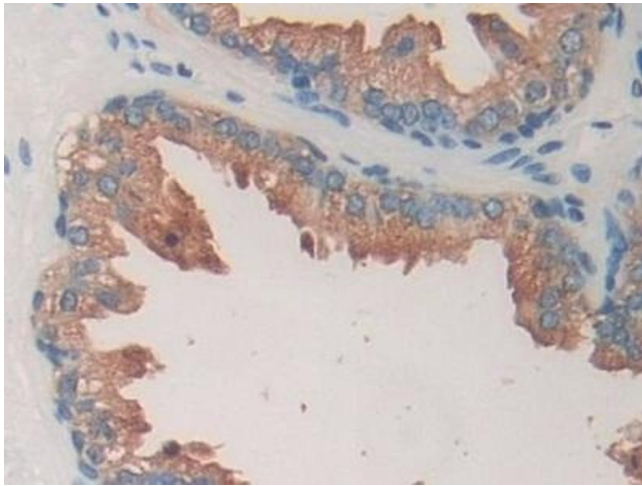
Alternative Name:	Torsin 1A ( <a href="#">TOR1A Products</a> )
Background:	DQ2, DYT1, TORA, Torsin A, Dystonia 1, Torsin ATPase-1A, Torsin family 1 member A
Pathways:	<a href="#">SARS-CoV-2 Protein Interactome</a>

## Application Details

Application Notes:	Western blotting: 0.5-2 µg/mL Immunohistochemistry: 5-20 µg/mL Immunocytochemistry: 5-20 µg/mL Optimal working dilutions must be determined by end user.
Comment:	The thermal stability is described by the loss rate. The loss rate was determined by accelerated thermal degradation test, that is, incubate the protein at 37°C for 48h, and no obvious degradation and precipitation were observed. The loss rate is less than 5% within the expiration date under appropriate storage condition.
Restrictions:	For Research Use only


## Handling

Format:	Liquid
Buffer:	0.01M PBS, pH 7.4, containing 0.05 % Proclin-300, 50 % glycerol.
Preservative:	ProClin
Precaution of Use:	This product contains ProClin: a POISONOUS AND HAZARDOUS SUBSTANCE which should be handled by trained staff only.
Storage:	4 °C, -20 °C
Storage Comment:	Store at 4°C for frequent use. Stored at -20°C in a manual defrost freezer for two year without detectable loss of activity. Avoid repeated freeze-thaw cycles.
Expiry Date:	24 months



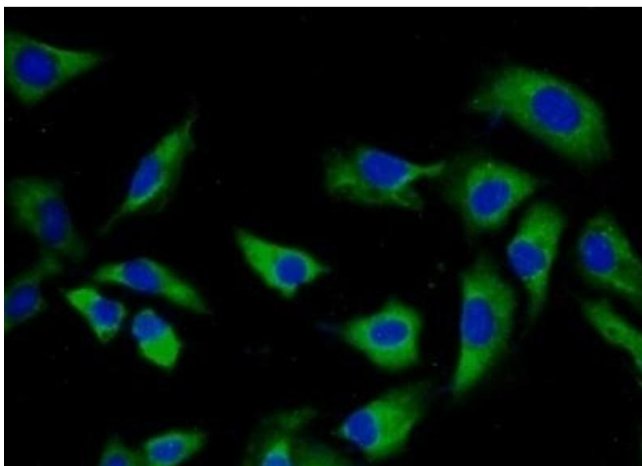
#### Immunohistochemistry

**Image 1.** Detection of TOR1A in Human Prostate Tissue using Polyclonal Antibody to Torsin 1A (TOR1A)



#### Western Blotting

**Image 2.** Detection of Recombinant TOR1A, Human using Polyclonal Antibody to Torsin 1A (TOR1A)



#### Immunofluorescence

**Image 3.** Detection of TOR1A in Human U2OS Cell using Polyclonal Antibody to Torsin 1A (TOR1A)

Please check the [product details page](#) for more images. Overall 8 images are available for ABIN7443317.