



[Go to Product page](#)

Datasheet for ABIN7443809  
**anti-STAT4 antibody (AA 505-737)**

6 Images

Overview

Quantity:	100 µL
Target:	STAT4
Binding Specificity:	AA 505-737
Reactivity:	Human
Host:	Rabbit
Clonality:	Polyclonal
Conjugate:	This STAT4 antibody is un-conjugated
Application:	Western Blotting (WB), Immunohistochemistry (IHC), Immunoprecipitation (IP), Immunocytochemistry (ICC)

Product Details

Purpose:	Polyclonal Antibody to Signal Transducer And Activator Of Transcription 4 (STAT4)
Immunogen:	Recombinant Signal Transducer And Activator Of Transcription 4 (STAT4) corresponding to Tyr505~Ile737 with N-terminal His Tag
Isotype:	IgG
Specificity:	The antibody is a rabbit polyclonal antibody raised against STAT4. It has been selected for its ability to recognize STAT4 in immunohistochemical staining and western blotting.
Cross-Reactivity:	Mouse
Purification:	Antigen-specific affinity chromatography followed by Protein A affinity chromatography

## Target Details

---

Target:	STAT4
Alternative Name:	Signal Transducer And Activator Of Transcription 4 ( <a href="#">STAT4 Products</a> )
Pathways:	<a href="#">JAK-STAT Signaling</a>

## Application Details


---

Application Notes:	Western blotting: 0.5-2 µg/mL 1:280-1100 Immunohistochemistry: 5-20 µg/mL 1:28-110 Immunocytochemistry: 5-20 µg/mL 1:28-110 Optimal working dilutions must be determined by end user.
Comment:	The thermal stability is described by the loss rate. The loss rate was determined by accelerated thermal degradation test, that is, incubate the protein at 37°C for 48h, and no obvious degradation and precipitation were observed. The loss rate is less than 5% within the expiration date under appropriate storage condition.
Restrictions:	For Research Use only

## Handling


---

Format:	Liquid
Buffer:	0.01M PBS, pH 7.4, containing 0.05 % Proclin-300, 50 % glycerol.
Preservative:	ProClin
Precaution of Use:	This product contains ProClin: a POISONOUS AND HAZARDOUS SUBSTANCE which should be handled by trained staff only.
Storage:	4 °C,-20 °C
Storage Comment:	Store at 4°C for frequent use. Stored at -20°C in a manual defrost freezer for two year without detectable loss of activity. Avoid repeated freeze-thaw cycles.
Expiry Date:	24 months



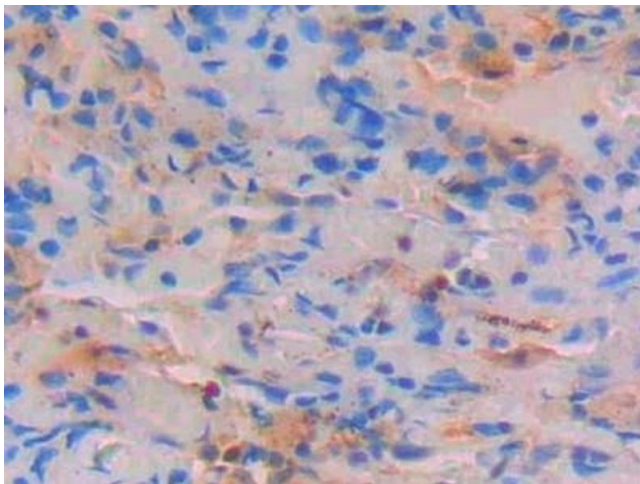
#### Western Blotting

**Image 1.** Detection of STAT4 in Human K562 cell lysate using Polyclonal Antibody to Signal Transducer And Activator Of Transcription 4 (STAT4)



#### Western Blotting

**Image 2.** Detection of Recombinant STAT4, Human using Polyclonal Antibody to Signal Transducer And Activator Of Transcription 4 (STAT4)



#### Immunohistochemistry

**Image 3.** Detection of STAT4 in Human Lung Tissue using Polyclonal Antibody to Signal Transducer And Activator Of Transcription 4 (STAT4)

Please check the [product details page](#) for more images. Overall 6 images are available for ABIN7443809.