

Datasheet for ABIN7443911  
**anti-HPS4 antibody (AA 6-192)**

## 7 Images

[Go to Product page](#)

## Overview

Quantity:	100 µL
Target:	HPS4
Binding Specificity:	AA 6-192
Reactivity:	Human
Host:	Rabbit
Clonality:	Polyclonal
Conjugate:	This HPS4 antibody is un-conjugated
Application:	Western Blotting (WB), Immunohistochemistry (IHC), Immunoprecipitation (IP), Immunocytochemistry (ICC)

## Product Details

Purpose:	Polyclonal Antibody to Hermansky Pudlak Syndrome Protein 4 (HPS4)
Immunogen:	Recombinant Hermansky Pudlak Syndrome Protein 4 (HPS4) corresponding to Ser6~Gly192
Isotype:	IgG
Specificity:	The antibody is a rabbit polyclonal antibody raised against HPS4. It has been selected for its ability to recognize HPS4 in immunohistochemical staining and western blotting.
Cross-Reactivity:	Pig, Rat
Purification:	Antigen-specific affinity chromatography followed by Protein A affinity chromatography

## Target Details

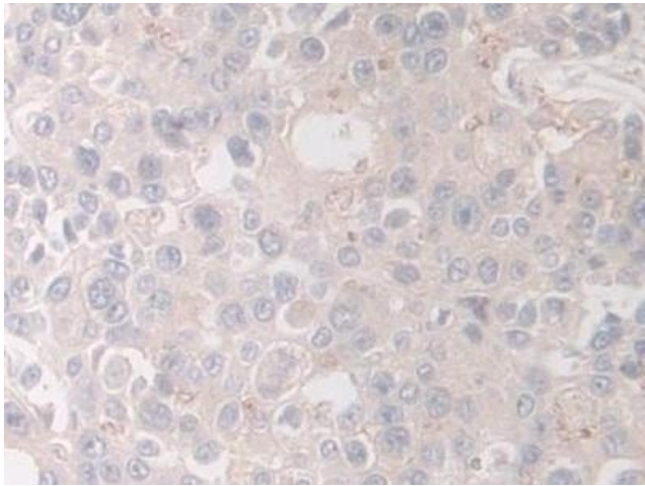
Target:	HPS4
Alternative Name:	Hermansky Pudlak Syndrome Protein 4 ( <a href="#">HPS4 Products</a> )
Background:	LE, Light-ear protein homolog

## Application Details

Application Notes:	Western blotting: 0.5-2 µg/mL Immunohistochemistry: 5-20 µg/mL Immunocytochemistry: 5-20 µg/mL Optimal working dilutions must be determined by end user.
Comment:	The thermal stability is described by the loss rate. The loss rate was determined by accelerated thermal degradation test, that is, incubate the protein at 37°C for 48h, and no obvious degradation and precipitation were observed. The loss rate is less than 5% within the expiration date under appropriate storage condition.
Restrictions:	For Research Use only


## Handling

Format:	Liquid
Buffer:	0.01M PBS, pH 7.4, containing 0.05 % Proclin-300, 50 % glycerol.
Preservative:	ProClin
Precaution of Use:	This product contains ProClin: a POISONOUS AND HAZARDOUS SUBSTANCE which should be handled by trained staff only.
Storage:	4 °C,-20 °C
Storage Comment:	Store at 4°C for frequent use. Stored at -20°C in a manual defrost freezer for two year without detectable loss of activity. Avoid repeated freeze-thaw cycles.
Expiry Date:	24 months



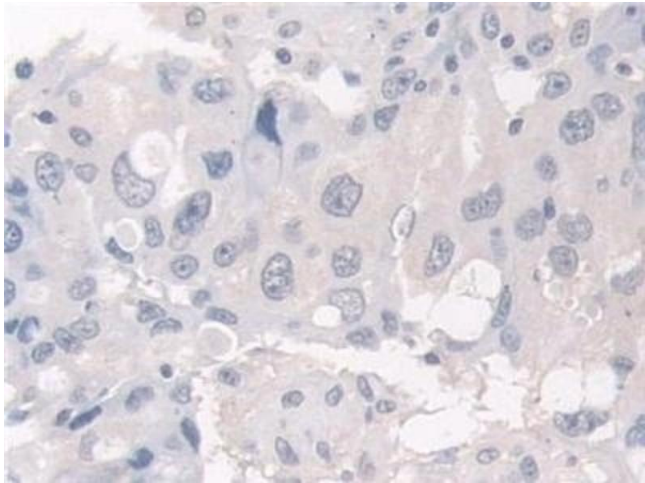
#### Immunohistochemistry

**Image 1.** Detection of HPS4 in Human Prostate cancer Tissue using Polyclonal Antibody to Hermansky Pudlak Syndrome Protein 4 (HPS4)



#### Western Blotting

**Image 2.** Detection of Recombinant HPS4, Human using Polyclonal Antibody to Hermansky Pudlak Syndrome Protein 4 (HPS4)



#### Immunohistochemistry

**Image 3.** Detection of HPS4 in Human Breast cancer Tissue using Polyclonal Antibody to Hermansky Pudlak Syndrome Protein 4 (HPS4)

Please check the [product details page](#) for more images. Overall 7 images are available for ABIN7443911.