



[Go to Product page](#)

Datasheet for ABIN7443926

anti-COL6a3 antibody (AA 2009-2205)

3 Images

Overview

Quantity:	100 µL
Target:	COL6a3
Binding Specificity:	AA 2009-2205
Reactivity:	Mouse
Host:	Rabbit
Clonality:	Polyclonal
Conjugate:	This COL6a3 antibody is un-conjugated
Application:	Immunohistochemistry (IHC), Western Blotting (WB), Immunoprecipitation (IP), Immunocytochemistry (ICC)

Product Details

Purpose:	Polyclonal Antibody to Collagen Type VI Alpha 3 (COL6a3)
Immunogen:	Recombinant Collagen Type VI Alpha 3 (COL6a3) corresponding to Asp2009~Leu2205 with N-terminal His Tag
Isotype:	IgG
Specificity:	The antibody is a rabbit polyclonal antibody raised against COL6a3. It has been selected for its ability to recognize COL6a3 in immunohistochemical staining and western blotting.
Purification:	Antigen-specific affinity chromatography followed by Protein A affinity chromatography

Target Details

Target:	COL6a3
---------	--------

Target Details

Alternative Name: Collagen Type VI Alpha 3 ([COL6a3 Products](#))

Background: COL6-A3, Collagen Alpha-3(VI)chain

Application Details

Application Notes: Western blotting: 0.5-2 µg/mL Immunohistochemistry: 5-20 µg/mL Immunocytochemistry: 5-20 µg/mL Optimal working dilutions must be determined by end user.

Comment: The thermal stability is described by the loss rate. The loss rate was determined by accelerated thermal degradation test, that is, incubate the protein at 37°C for 48h, and no obvious degradation and precipitation were observed. The loss rate is less than 5% within the expiration date under appropriate storage condition.

Restrictions: For Research Use only

Handling

Format: Liquid

Buffer: 0.01M PBS, pH 7.4, containing 0.05 % Proclin-300, 50 % glycerol.


Preservative: ProClin

Precaution of Use: This product contains ProClin: a POISONOUS AND HAZARDOUS SUBSTANCE which should be handled by trained staff only.

Storage: 4 °C,-20 °C


Storage Comment: Store at 4°C for frequent use. Stored at -20°C in a manual defrost freezer for two year without detectable loss of activity. Avoid repeated freeze-thaw cycles.

Expiry Date: 24 months



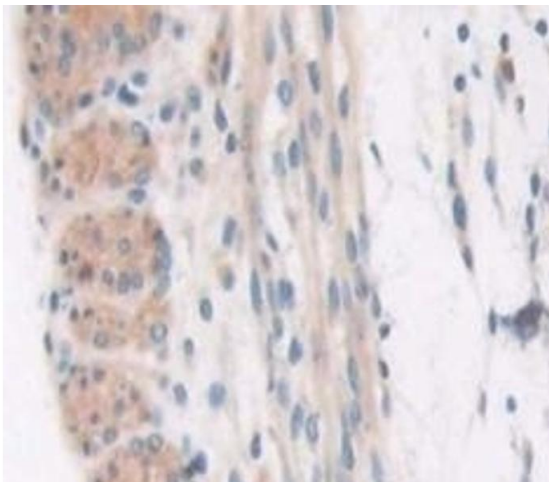
Western Blotting

Image 1. Detection of COL6a3 in Mouse Bladder lysate using Polyclonal Antibody to Collagen Type VI Alpha 3 (COL6a3)



Western Blotting

Image 2. Detection of Recombinant COL6a3, Mouse using Polyclonal Antibody to Collagen Type VI Alpha 3 (COL6a3)



Immunohistochemistry

Image 3. #VALUE!