

Datasheet for ABIN7443998
anti-DGKZ antibody (AA 657-879)[Go to Product page](#)

3 Images

Overview

Quantity:	100 µL
Target:	DGKZ
Binding Specificity:	AA 657-879
Reactivity:	Mouse
Host:	Rabbit
Clonality:	Polyclonal
Conjugate:	This DGKZ antibody is un-conjugated
Application:	Immunohistochemistry (IHC), Western Blotting (WB), Immunocytochemistry (ICC), Immunoprecipitation (IP)

Product Details

Purpose:	Polyclonal Antibody to Diacylglycerol Kinase Zeta (DGKz)
Immunogen:	Recombinant Diacylglycerol Kinase Zeta (DGKz) corresponding to Tyr657~Val879
Isotype:	IgG
Specificity:	The antibody is a rabbit polyclonal antibody raised against DGKz. It has been selected for its ability to recognize DGKz in immunohistochemical staining and western blotting.
Cross-Reactivity:	Human, Rat
Purification:	Antigen-specific affinity chromatography followed by Protein A affinity chromatography

Target Details

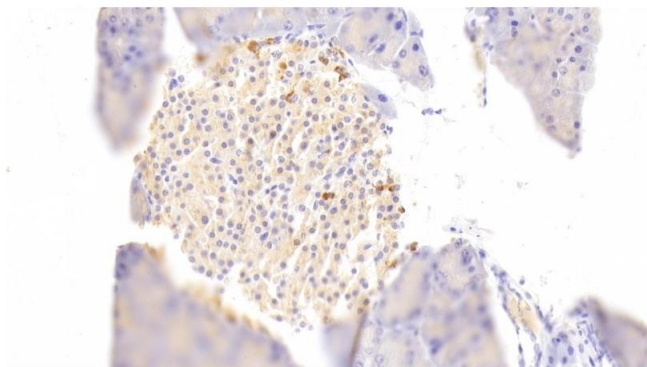
Target:	DGKZ
Alternative Name:	Diacylglycerol Kinase Zeta (DGKZ Products)
Background:	DAGK5, DAGK6, DGK-ZETA, hDGKzeta, Diglyceride kinase zeta
Pathways:	Myometrial Relaxation and Contraction

Application Details

Application Notes:	Western blotting: 0.5-2 µg/mL Immunohistochemistry: 5-20 µg/mL Immunocytochemistry: 5-20 µg/mL Optimal working dilutions must be determined by end user.
Comment:	The thermal stability is described by the loss rate. The loss rate was determined by accelerated thermal degradation test, that is, incubate the protein at 37°C for 48h, and no obvious degradation and precipitation were observed. The loss rate is less than 5% within the expiration date under appropriate storage condition.
Restrictions:	For Research Use only


Handling

Format:	Liquid
Buffer:	0.01M PBS, pH 7.4, containing 0.05 % Proclin-300, 50 % glycerol.
Preservative:	ProClin
Precaution of Use:	This product contains ProClin: a POISONOUS AND HAZARDOUS SUBSTANCE which should be handled by trained staff only.
Storage:	4 °C,-20 °C
Storage Comment:	Store at 4°C for frequent use. Stored at -20°C in a manual defrost freezer for two year without detectable loss of activity. Avoid repeated freeze-thaw cycles.
Expiry Date:	24 months



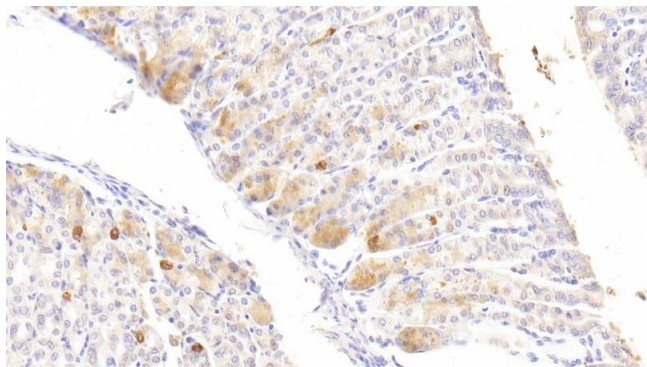
Immunohistochemistry

Image 1. Detection of DGKz in Mouse Pancreas Tissue using Polyclonal Antibody to Diacylglycerol Kinase Zeta (DGKz)



Western Blotting

Image 2. Detection of Recombinant DGKz, Mouse using Polyclonal Antibody to Diacylglycerol Kinase Zeta (DGKz)



Immunohistochemistry

Image 3. Detection of DGKz in Mouse Stomach Tissue using Polyclonal Antibody to Diacylglycerol Kinase Zeta (DGKz)