

Datasheet for ABIN7444130  
**anti-SIRPA antibody (AA 56-296)**

## 3 Images

[Go to Product page](#)

## Overview

Quantity:	100 µL
Target:	SIRPA
Binding Specificity:	AA 56-296
Reactivity:	Mouse
Host:	Rabbit
Clonality:	Polyclonal
Conjugate:	This SIRPA antibody is un-conjugated
Application:	Western Blotting (WB), Immunohistochemistry (IHC), Immunoprecipitation (IP), Immunocytochemistry (ICC)

## Product Details

Purpose:	Polyclonal Antibody to Signal Regulatory Protein Alpha (SIRPa)
Immunogen:	Recombinant Signal Regulatory Protein Alpha (SIRPa) corresponding to Thr56~Arg296 (Accession # P97797)
Isotype:	IgG
Specificity:	The antibody is a rabbit polyclonal antibody raised against SIRPa. It has been selected for its ability to recognize SIRPa in immunohistochemical staining and western blotting.
Cross-Reactivity:	Human, Mouse
Purification:	Antigen-specific affinity chromatography followed by Protein A affinity chromatography

## Target Details

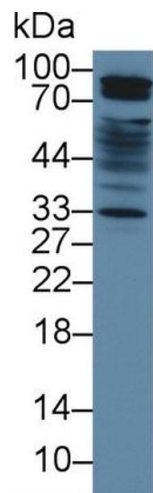
Target:	SIRPA
Alternative Name:	Signal Regulatory Protein Alpha ( <a href="#">SIRPA Products</a> )
Background:	CD172a, SIRP-A, P84, BIT, MFR, MYD1, PTPNS1, SHPS1, SIRP, Tyrosine-Protein Phosphatase Non-Receptor Type Substrate 1, Macrophage fusion receptor

## Application Details

Application Notes:	Western blotting: 0.5-2 µg/mL 1:500-2000 Immunohistochemistry: 5-20 µg/mL 1:50-200 Immunocytochemistry: 5-20 µg/mL 1:50-200 Optimal working dilutions must be determined by end user.
Comment:	The thermal stability is described by the loss rate. The loss rate was determined by accelerated thermal degradation test, that is, incubate the protein at 37°C for 48h, and no obvious degradation and precipitation were observed. The loss rate is less than 5% within the expiration date under appropriate storage condition.
Restrictions:	For Research Use only


## Handling

Format:	Liquid
Buffer:	0.01M PBS, pH 7.4, containing 0.05 % Proclin-300, 50 % glycerol.
Preservative:	ProClin
Precaution of Use:	This product contains ProClin: a POISONOUS AND HAZARDOUS SUBSTANCE which should be handled by trained staff only.
Storage:	4 °C, -20 °C
Storage Comment:	Store at 4°C for frequent use. Stored at -20°C in a manual defrost freezer for two year without detectable loss of activity. Avoid repeated freeze-thaw cycles.
Expiry Date:	24 months



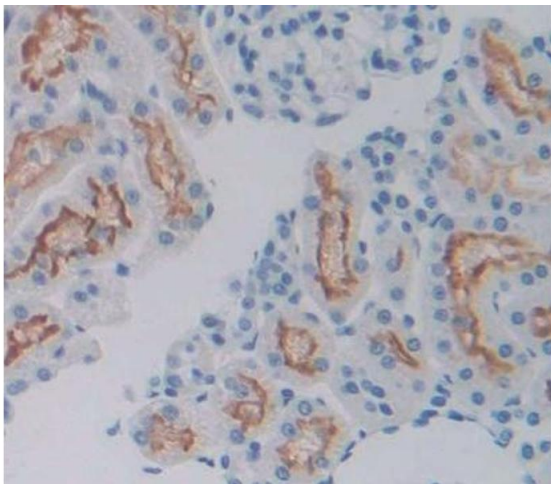
Western Blotting

**Image 1.** Detection of SIRPa in Human HepG2 cell lysate using Polyclonal Antibody to Signal Regulatory Protein Alpha (SIRPa)



Western Blotting

**Image 2.** Detection of Recombinant SIRPa, Mouse using Polyclonal Antibody to Signal Regulatory Protein Alpha (SIRPa)



Immunohistochemistry

**Image 3.** #VALUE!