

Datasheet for ABIN7444187  
**anti-CGB antibody (AA 55-153)**



[Go to Product page](#)

4 Images

## Overview

Quantity:	100 µL
Target:	CGB (CGB1)
Binding Specificity:	AA 55-153
Reactivity:	Human
Host:	Rabbit
Clonality:	Polyclonal
Conjugate:	This CGB antibody is un-conjugated
Application:	Western Blotting (WB), Immunohistochemistry (IHC), Immunoprecipitation (IP), Immunocytochemistry (ICC)

## Product Details

Purpose:	Polyclonal Antibody to Chorionic Gonadotropin Beta Polypeptide 1 (CGb1)
Immunogen:	Recombinant Chorionic Gonadotropin Beta Polypeptide 1 (CGb1) corresponding to Tyr55~Pro153 with N-terminal His Tag
Isotype:	IgG
Specificity:	The antibody is a rabbit polyclonal antibody raised against CGb1. It has been selected for its ability to recognize CGb1 in immunohistochemical staining and western blotting.
Cross-Reactivity:	Mouse, Rat
Purification:	Antigen-specific affinity chromatography followed by Protein A affinity chromatography

## Target Details

---

Target:	CGB (CGB1)
Alternative Name:	Chorionic Gonadotropin Beta Polypeptide 1 (CGB1 Products)
Background:	CG-B1, Choriogonadotropin Subunit Beta Variant 1

## Application Details


---

Application Notes:	Western blotting: 0.5-2 µg/mL 1:500-2000 Immunohistochemistry: 5-20 µg/mL 1:50-200 Immunocytochemistry: 5-20 µg/mL 1:50-200 Optimal working dilutions must be determined by end user.
Comment:	The thermal stability is described by the loss rate. The loss rate was determined by accelerated thermal degradation test, that is, incubate the protein at 37°C for 48h, and no obvious degradation and precipitation were observed. The loss rate is less than 5% within the expiration date under appropriate storage condition.
Restrictions:	For Research Use only

## Handling


---

Format:	Liquid
Buffer:	0.01M PBS, pH 7.4, containing 0.05 % Proclin-300, 50 % glycerol.
Preservative:	ProClin
Precaution of Use:	This product contains ProClin: a POISONOUS AND HAZARDOUS SUBSTANCE which should be handled by trained staff only.
Storage:	4 °C,-20 °C
Storage Comment:	Store at 4°C for frequent use. Stored at -20°C in a manual defrost freezer for two year without detectable loss of activity. Avoid repeated freeze-thaw cycles.
Expiry Date:	24 months



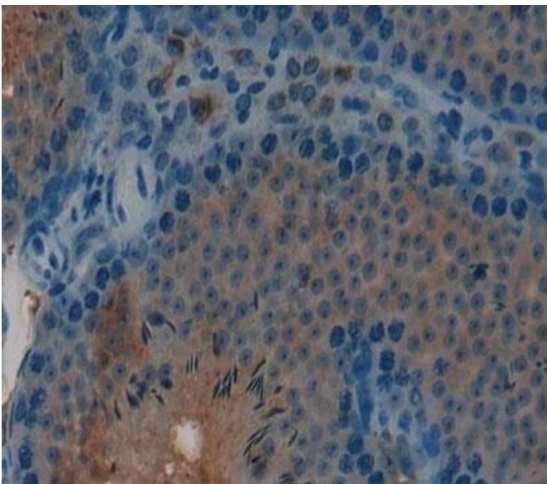
#### Western Blotting

**Image 1.** Detection of CGb1 in Rat Placenta lysate using Polyclonal Antibody to Chorionic Gonadotropin Beta Polypeptide 1 (CGb1)



#### Western Blotting

**Image 2.** Detection of Recombinant CGb1, Human using Polyclonal Antibody to Chorionic Gonadotropin Beta Polypeptide 1 (CGb1)



#### Immunohistochemistry

**Image 3.** #VALUE!

Please check the [product details page](#) for more images. Overall 4 images are available for ABIN7444187.