

Datasheet for ABIN7444451  
**anti-GDF11 antibody (AA 299-407)**

## 3 Images

[Go to Product page](#)

## Overview

Quantity:	100 µL
Target:	GDF11
Binding Specificity:	AA 299-407
Reactivity:	Human
Host:	Rabbit
Clonality:	Polyclonal
Conjugate:	This GDF11 antibody is un-conjugated
Application:	Western Blotting (WB), Immunohistochemistry (IHC), Immunoprecipitation (IP), Immunocytochemistry (ICC)

## Product Details

Purpose:	Polyclonal Antibody to Growth Differentiation Factor 11 (GDF11)
Immunogen:	Recombinant Growth Differentiation Factor 11 (GDF11) corresponding to Asn299~Ser407 with N-terminal His Tag
Isotype:	IgG
Specificity:	The antibody is a rabbit polyclonal antibody raised against GDF11. It has been selected for its ability to recognize GDF11 in immunohistochemical staining and western blotting.
Cross-Reactivity:	Mouse, Rat
Purification:	Antigen-specific affinity chromatography followed by Protein A affinity chromatography

## Target Details


Target:	GDF11
Alternative Name:	Growth Differentiation Factor 11 ( <a href="#">GDF11 Products</a> )
Background:	BMP11, Bone morphogenetic protein 11

## Application Details

Application Notes:	Western blotting: 0.5-2 µg/mL Immunohistochemistry: 5-20 µg/mL Immunocytochemistry: 5-20 µg/mL Optimal working dilutions must be determined by end user.
Comment:	The thermal stability is described by the loss rate. The loss rate was determined by accelerated thermal degradation test, that is, incubate the protein at 37°C for 48h, and no obvious degradation and precipitation were observed. The loss rate is less than 5% within the expiration date under appropriate storage condition.
Restrictions:	For Research Use only

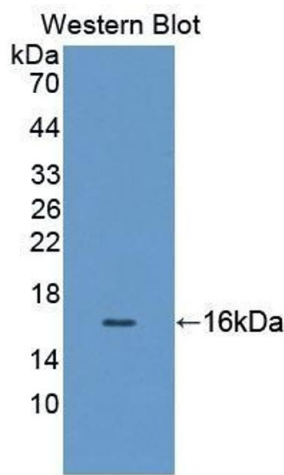
## Handling

Format:	Liquid
Buffer:	PBS, pH 7.4, containing 0.02 % Sodium azide, 50 % glycerol.
Preservative:	Sodium azide
Precaution of Use:	This product contains Sodium azide: a POISONOUS AND HAZARDOUS SUBSTANCE which should be handled by trained staff only.
Storage:	4 °C,-20 °C
Storage Comment:	Store at 4°C for frequent use. Stored at -20°C in a manual defrost freezer for two year without detectable loss of activity. Avoid repeated freeze-thaw cycles.
Expiry Date:	24 months



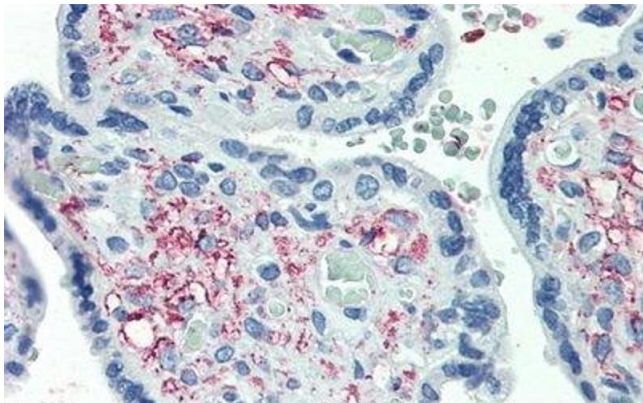
**Western Blotting**

**Image 1.** Detection of GDF11 in Mouse Cerebellum lysate using Polyclonal Antibody to Growth Differentiation Factor 11 (GDF11)



**Western Blotting**

**Image 2.** Detection of Recombinant GDF11, Human using Polyclonal Antibody to Growth Differentiation Factor 11 (GDF11)



**Immunohistochemistry**

**Image 3.** Detection of GDF11 in Human Placenta Tissue using Polyclonal Antibody to Growth Differentiation Factor 11 (GDF11)