

Datasheet for ABIN7444748
anti-A4GALT antibody (AA 44-353)

5 Images

[Go to Product page](#)

Overview

Quantity:	100 µL
Target:	A4GALT
Binding Specificity:	AA 44-353
Reactivity:	Human
Host:	Rabbit
Clonality:	Polyclonal
Conjugate:	This A4GALT antibody is un-conjugated
Application:	Western Blotting (WB), Immunohistochemistry (IHC), Immunoprecipitation (IP), Immunocytochemistry (ICC)

Product Details

Purpose:	Polyclonal Antibody to Alpha-1,4-Galactosyltransferase (a4GALT)
Immunogen:	Recombinant Alpha-1,4-Galactosyltransferase (a4GALT) corresponding to Gly44~Leu353 with N-terminal His Tag
Isotype:	IgG
Specificity:	The antibody is a rabbit polyclonal antibody raised against a4GALT. It has been selected for its ability to recognize a4GALT in immunohistochemical staining and western blotting.
Cross-Reactivity:	Mouse
Purification:	Antigen-specific affinity chromatography followed by Protein A affinity chromatography

Target Details


Target:	A4GALT
Alternative Name:	Alpha-1,4-Galactosyltransferase (A4GALT Products)
Background:	A4GALT, P1, A14GALT, A4GALT1, PK, Lactosylceramide 4-Alpha-Galactosyltransferase, Globotriaosylceramide Synthase, Gb3 synthase, P1/Pk synthase, CD77 Synthase

Application Details

Application Notes:	Western blotting: 0.5-2 µg/mL Immunohistochemistry: 5-20 µg/mL Immunocytochemistry: 5-20 µg/mL Optimal working dilutions must be determined by end user.
Comment:	The thermal stability is described by the loss rate. The loss rate was determined by accelerated thermal degradation test, that is, incubate the protein at 37°C for 48h, and no obvious degradation and precipitation were observed. The loss rate is less than 5% within the expiration date under appropriate storage condition.
Restrictions:	For Research Use only

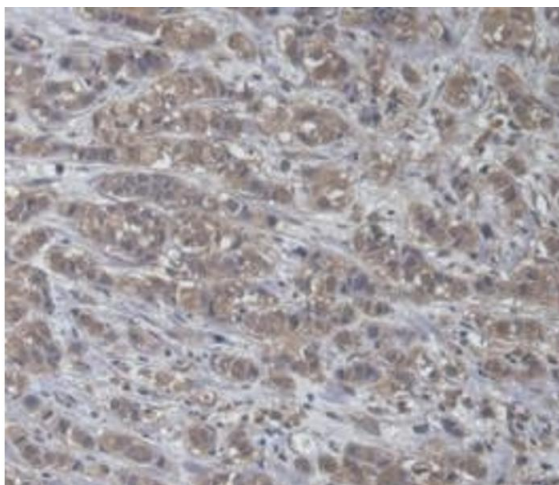
Handling

Format:	Liquid
Buffer:	0.01M PBS, pH 7.4, containing 0.05 % Proclin-300, 50 % glycerol.
Preservative:	ProClin
Precaution of Use:	This product contains ProClin: a POISONOUS AND HAZARDOUS SUBSTANCE which should be handled by trained staff only.
Storage:	4 °C, -20 °C
Storage Comment:	Store at 4°C for frequent use. Stored at -20°C in a manual defrost freezer for two year without detectable loss of activity. Avoid repeated freeze-thaw cycles.
Expiry Date:	24 months




Western Blotting

Image 1. Detection of a4GALT in Mouse Testis lysate using Polyclonal Antibody to Alpha-1,4-Galactosyltransferase (a4GALT)



Immunohistochemistry

Image 2. Detection of a4GALT in Human Breast Cancer Tissue using Polyclonal Antibody to Alpha-1,4-Galactosyltransferase (a4GALT)



Western Blotting

Image 3. Detection of Recombinant a4GALT, Human using Polyclonal Antibody to Alpha-1,4-Galactosyltransferase (a4GALT)

Please check the [product details page](#) for more images. Overall 5 images are available for ABIN7444748.