

Datasheet for ABIN7445192
anti-GTF2H5 antibody (AA 1-71)



[Go to Product page](#)

3 Images

Overview

Quantity:	100 µL
Target:	GTF2H5
Binding Specificity:	AA 1-71
Reactivity:	Human
Host:	Rabbit
Clonality:	Polyclonal
Conjugate:	This GTF2H5 antibody is un-conjugated
Application:	Western Blotting (WB), Immunohistochemistry (IHC), Immunoprecipitation (IP), Immunocytochemistry (ICC)

Product Details

Purpose:	Polyclonal Antibody to General Transcription Factor IIH, Polypeptide 5 (GTF2H5)
Immunogen:	Recombinant General Transcription Factor IIH, Polypeptide 5 (GTF2H5) corresponding to Met1~Lys71
Isotype:	IgG
Specificity:	The antibody is a rabbit polyclonal antibody raised against GTF2H5. It has been selected for its ability to recognize GTF2H5 in immunohistochemical staining and western blotting.
Cross-Reactivity:	Mouse, Pig, Rat
Purification:	Antigen-specific affinity chromatography followed by Protein A affinity chromatography

Target Details

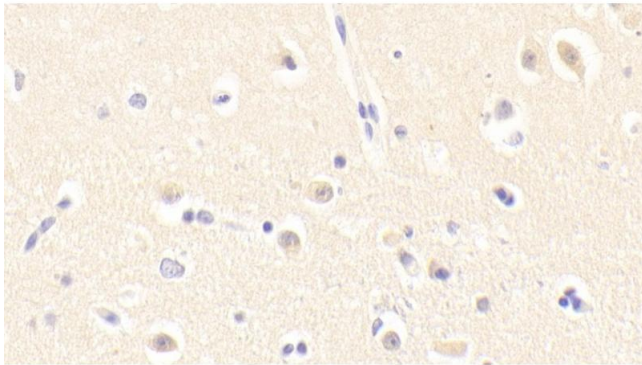
Target:	GTF2H5
Alternative Name:	General Transcription Factor IIH, Polypeptide 5 (GTF2H5 Products)
Background:	TTD, TFB5, TGF2H5, TTD-A, TTDA, C6orf175, DNA Repair Syndrome Trichothiodystrophy Group A, TFIIH basal transcription factor complex TTD-A subunit
Pathways:	DNA Damage Repair

Application Details

Application Notes:	Western blotting: 0.5-2 µg/mL 1:500-2000 Immunohistochemistry: 5-20 µg/mL 1:50-200 Immunocytochemistry: 5-20 µg/mL 1:50-200 Optimal working dilutions must be determined by end user.
Comment:	The thermal stability is described by the loss rate. The loss rate was determined by accelerated thermal degradation test, that is, incubate the protein at 37°C for 48h, and no obvious degradation and precipitation were observed. The loss rate is less than 5% within the expiration date under appropriate storage condition.
Restrictions:	For Research Use only


Handling

Format:	Liquid
Buffer:	0.01M PBS, pH 7.4, containing 0.05 % Proclin-300, 50 % glycerol.
Preservative:	ProClin
Precaution of Use:	This product contains ProClin: a POISONOUS AND HAZARDOUS SUBSTANCE which should be handled by trained staff only.
Storage:	4 °C,-20 °C
Storage Comment:	Store at 4°C for frequent use. Stored at -20°C in a manual defrost freezer for two year without detectable loss of activity. Avoid repeated freeze-thaw cycles.
Expiry Date:	24 months



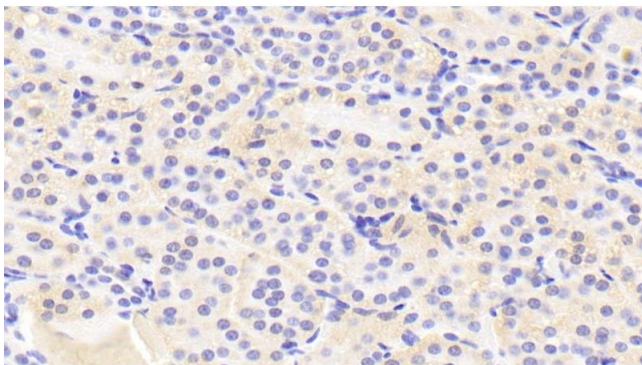
Immunohistochemistry

Image 1. Detection of GTF2H5 in Human Cerebrum Tissue using Polyclonal Antibody to General Transcription Factor IIH, Polypeptide 5 (GTF2H5)



Western Blotting

Image 2. Detection of Recombinant GTF2H5, Human using Polyclonal Antibody to General Transcription Factor IIH, Polypeptide 5 (GTF2H5)



Immunohistochemistry

Image 3. Detection of GTF2H5 in Human Kidney Tissue using Polyclonal Antibody to General Transcription Factor IIH, Polypeptide 5 (GTF2H5)