



Datasheet for ABIN7456154
anti-Iba1 antibody



[Go to Product page](#)

4 Images

Overview

Quantity:	100 µg
Target:	Iba1 (IBA1)
Reactivity:	Human, Mouse
Host:	Mouse
Clonality:	Monoclonal
Conjugate:	This Iba1 antibody is un-conjugated
Application:	Immunohistochemistry (IHC)

Product Details

Immunogen:	Full-length protein
Clone:	MAB564577
Isotype:	IgG1 kappa
Specificity:	AIF1
Characteristics:	Monospecific monoclonal antibodies, validated using a next-generation human proteome microarray containing 21,000 full-length and isoform specific purified proteins.
Purification:	Protein G Affinity Chromatography
Grade:	Microarray verified

Target Details

Target:	Iba1 (IBA1)
---------	-------------

Target Details

Alternative Name: AIF1 ([IBA1 Products](#))

UniProt: [P55008](#)

Pathways: [Smooth Muscle Cell Migration](#)

Application Details

Application Notes: Optimal dilution for a specific application should be determined

Restrictions: For Research Use only

Handling

Format: Liquid

Concentration: 1.0 mg/mL

Buffer: PBS, pH 7.4 (0.05 % sodium azide on demand)

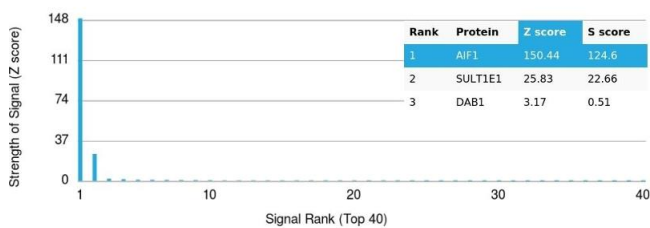
Preservative: Azide free

Storage: -20 °C

Images

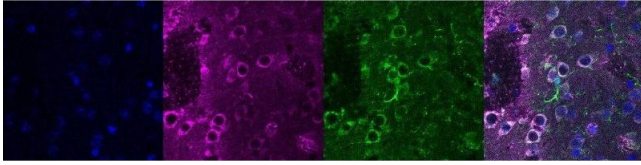
Protein Array

Image 1.



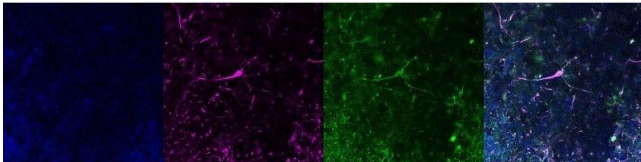
Immunohistochemistry

Image 2.



Immunohistochemistry

Image 3.



Please check the [product details page](#) for more images. Overall 4 images are available for ABIN7456154.