Datasheet for ABIN7456312

anti-ATP5A1 antibody

5 Images

Go to Product page

Overview

Quantity:	100 µg
Target:	ATP5A1
Reactivity:	Human, Mouse
Host:	Mouse
Clonality:	Monoclonal
Conjugate:	This ATP5A1 antibody is un-conjugated
Application:	Immunohistochemistry (IHC)

Product Details

Immunogen:	Protein fragment coupled to KLH
Clone:	MAB915695
Isotype:	IgG2a kappa
Specificity:	ATP5A1
Characteristics:	Monospecific monoclonal antibodies, validated using a next-generation human proteome microarray containing 21,000 full-length and isoform specific purified proteins.
Purification:	Protein G Affinity Chromatography
Grade:	Microarray verified

Target Details

Target:	ATP5A1

 Copyright antibodies-online. All rights reserved.

Target Details

Alternative Name:	ATP5A1 (ATP5A1 Products)
UniProt:	P25705
Pathways:	Proton Transport, Ribonucleoside Biosynthetic Process

Application Details

Application Notes:	Optimal dilution for a specific application should be determined
Restrictions:	For Research Use only

Handling

Format:	Liquid
Concentration:	1.0 mg/mL
Buffer:	PBS, pH 7.4 (0.05 % sodium azide on demand)
Preservative:	Azide free
Storage:	-20 °C

Images

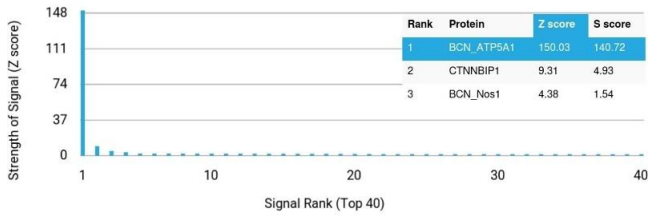

Protein Array

Image 1.

Immunohistochemistry

Image 2.

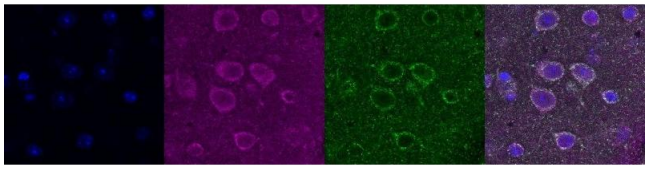

Immunohistochemistry

Image 3.

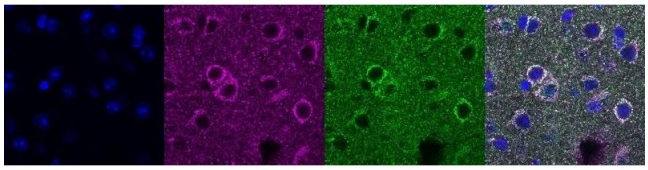

Please check the product details page for more images. Overall 5 images are available for ABIN7456312.

 Copyright antibodies-online. All rights reserved.