



[Go to Product page](#)

Datasheet for ABIN7477795  
**anti-FOXC2 antibody (AA 156-256)**

3 Images

Overview

Quantity:	50 µg
Target:	FOXC2
Binding Specificity:	AA 156-256
Reactivity:	Human
Host:	Mouse
Clonality:	Monoclonal
Conjugate:	This FOXC2 antibody is un-conjugated
Application:	Western Blotting (WB), ELISA, Immunofluorescence (IF)

Product Details

Purpose:	Mouse monoclonal antibody raised against a full-length recombinant FOXC2.
Immunogen:	FOXC2 (NP_005242, 156 a.a. ~ 256 a.a) full-length recombinant protein with GST tag. MW of the GST tag alone is 26 KDa.
Sequence:	FENGSLRRR RRFKKKDVSK EKEERAHLKE PPPAASKGAP ATPHLADAPK EAEKKVVIKS EAASPALPVI TKVETLSPES ALQGSRSAA STPAGSPDGS L
Clone:	1D4
Isotype:	IgG2a
Cross-Reactivity:	Human
Characteristics:	Antibody Reactive Against Recombinant Protein.

## Target Details

Target:	FOXC2
Alternative Name:	FOXC2 ( <a href="#">FOXC2 Products</a> )
Background:	Full Gene Name: forkhead box C2 (MFH-1, mesenchyme forkhead 1) Synonyms: FKHL14,LD,MFH-1,MFH1
Gene ID:	2303
NCBI Accession:	<a href="#">NM_005251</a>

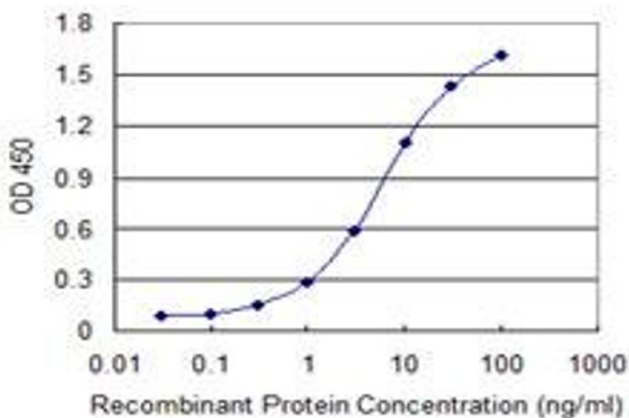
## Application Details

Application Notes:	Optimal working dilution should be determined by the investigator.
Restrictions:	For Research Use only

## Handling

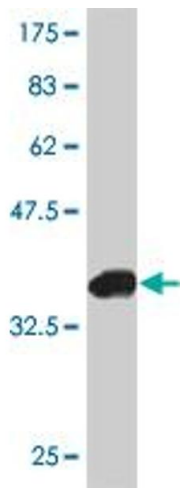
Buffer:	In 1x PBS, pH 7.4
Handling Advice:	Aliquot to avoid repeated freezing and thawing.
Storage:	-20 °C
Storage Comment:	Store at -20°C or lower. Aliquot to avoid repeated freezing and thawing.

## Images



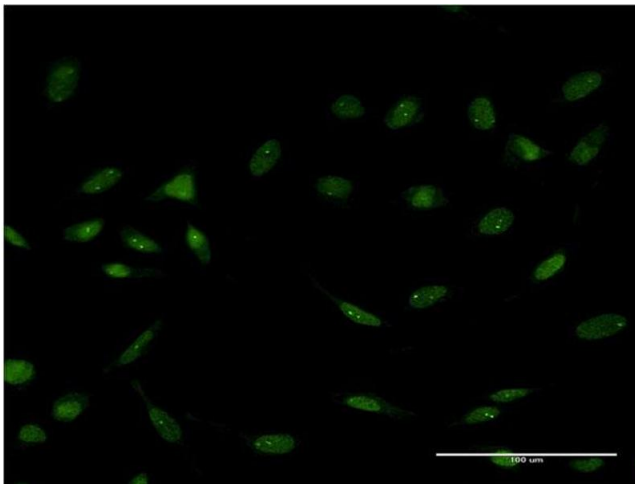
### ELISA

**Image 1.** Detection limit for recombinant GST tagged FOXC2 is 0.1 ng/ml as a capture antibody.



### Western Blotting

**Image 2.** Western Blot detection against Immunogen (37.11 kDa).



### Immunofluorescence

**Image 3.** Immunofluorescence of monoclonal antibody to FOXC2 on HeLa cell. [antibody concentration 10 ug/ml]