



[Go to Product page](#)

Datasheet for ABIN747878

anti-IL12RB2 antibody (AA 301-400)

5 Images

1 Publication

Overview

Quantity:	100 µL
Target:	IL12RB2
Binding Specificity:	AA 301-400
Reactivity:	Human
Host:	Rabbit
Clonality:	Polyclonal
Conjugate:	This IL12RB2 antibody is un-conjugated
Application:	Western Blotting (WB), ELISA, Immunofluorescence (Cultured Cells) (IF (cc)), Immunofluorescence (Paraffin-embedded Sections) (IF (p)), Immunohistochemistry (Frozen Sections) (IHC (fro))

Product Details

Immunogen:	KLH conjugated synthetic peptide derived from human IL-12RB2
Isotype:	IgG
Cross-Reactivity:	Human
Predicted Reactivity:	Mouse,Rat,Cow,Pig,Horse,Chicken,Rabbit
Purification:	Purified by Protein A.

Target Details

Target:	IL12RB2
---------	---------

Target Details

Alternative Name:	IL12RB2 (IL12RB2 Products)
Background:	<p>Synonyms: Interleukin-12 receptor subunit beta-2, IL-12 receptor subunit beta-2, IL-12R subunit beta-2, IL-12R-beta-2, IL-12RB2, IL12RB2</p> <p>Background: Receptor for interleukin-12. This subunit is the signaling component coupling to the JAK2/STAT4 pathway. Promotes the proliferation of T-cells as well as NK cells. Induces the promotion of T-cells towards the Th1 phenotype by strongly enhancing IFN-gamma production.</p>
Gene ID:	3595
UniProt:	Q99665
Pathways:	JAK-STAT Signaling

Application Details

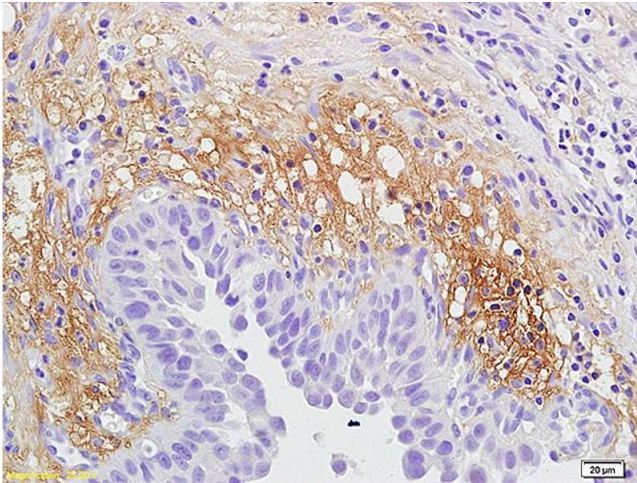
Application Notes:	<p>WB 1:300-5000</p> <p>ELISA 1:500-1000</p> <p>IHC-F 1:100-500</p> <p>IF(IHC-P) 1:50-200</p> <p>IF(IHC-F) 1:50-200</p> <p>IF(ICC) 1:50-200</p>
Restrictions:	For Research Use only

Handling

Format:	Liquid
Concentration:	1 µg/µL
Buffer:	0.01M TBS(pH 7.4) with 1 % BSA, 0.02 % Proclin300 and 50 % Glycerol.
Preservative:	ProClin
Precaution of Use:	This product contains ProClin: a POISONOUS AND HAZARDOUS SUBSTANCE, which should be handled by trained staff only.
Storage:	4 °C,-20 °C
Storage Comment:	Shipped at 4°C. Store at -20°C for one year. Avoid repeated freeze/thaw cycles.
Expiry Date:	12 months

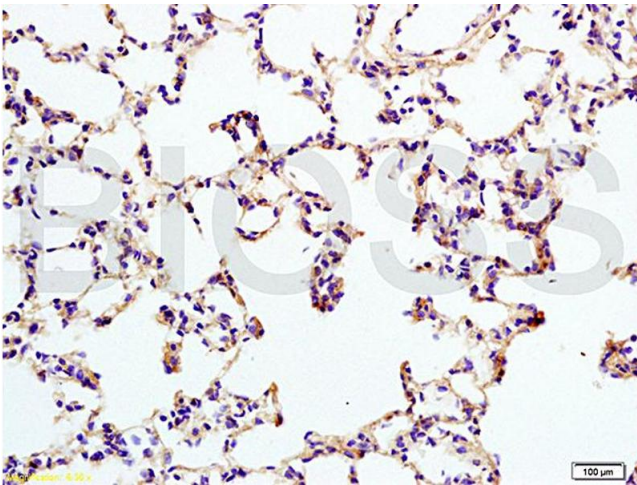
Product cited in: Filková, Vernerová, Hulejová, Prajzlerová, Veigl, Pavelka, Vencovský, Šenolt: "Pro-inflammatory effects of interleukin-35 in rheumatoid arthritis." in: **Cytokine**, Vol. 73, Issue 1, pp. 36-43, (2015) ([PubMed](#)).

Images



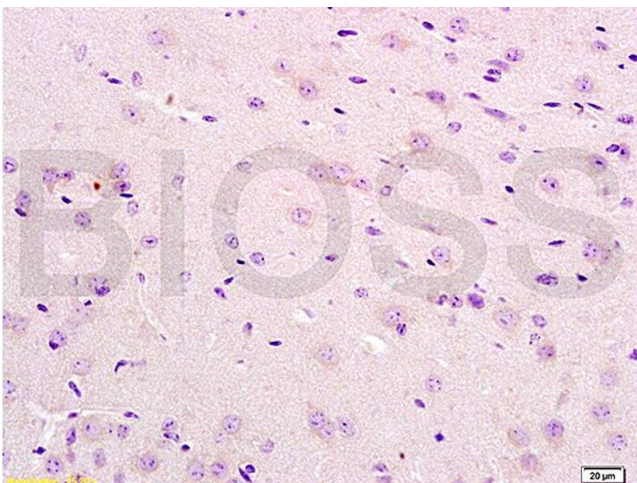
Immunohistochemistry

Image 1. Formalin-fixed and rat lung tissue labeled with Anti-IL12RB2 Polyclonal Antibody (ABIN747878), Unconjugated at 1:200 followed by conjugation to the secondary antibody and DAB staining



Immunohistochemistry

Image 2. Formalin-fixed and mouse brain tissue labeled with Anti-IL12RB2 Polyclonal Antibody (ABIN747878), Unconjugated at 1:200 followed by conjugation to the secondary antibody and DAB staining



Immunohistochemistry

Image 3. Formalin-fixed and paraffin embedded human bladder carcinoma labeled with Anti-IL12RB2 Polyclonal Antibody, Unconjugated (ABIN747878) at 1:200 followed by conjugation to the secondary antibody and DAB staining

Images

Please check the [product details page](#) for more images. Overall 5 images are available for ABIN747878.