Datasheet for ABIN7490638

SARS-CoV-2 Spike Protein (B.1.1.7 - alpha, RBD) (Fc Tag)

4 Images

Go to Product page

Overview

Quantity:	100 µg
Target:	SARS-CoV-2 Spike
Protein Characteristics:	B.1.1.7 - alpha, RBD
Origin:	SARS Coronavirus-2 (SARS-CoV-2), SARS CoV-2 Alpha
Source:	HEK-293 Cells
Protein Type:	Recombinant
Purification tag / Conjugate:	This SARS-CoV-2 Spike protein is labelled with Fc Tag.

Product Details

Purpose:	Recombinant SARS-CoV-2 S protein RBD(N501Y) protein with C-terminal human Fc tag
Specificity:	S protein RBD (N501Y) (Arg319-Phe541) hFc (Glu99-Ala330)
Characteristics:	Extracellular Domain Protein
Purification:	Purified from cell culture supernatant by affinity chromatography
Purity:	The purity of the protein is greater than 90 % as determined by SDS-PAGE and Coomassie blue staining.

Target Details

Target:	SARS-CoV-2 Spike
Abstract:	SARS-CoV-2 Spike Products
Target Type:	Viral Protein

Copyright antibodies-online. All rights reserved.

Target Details

Background:	SARS-CoV-2 (Severe Acute Respiratory Syndrome Coronavirus 2) also known as Covid19 (2019 Novel Coronavirus) is a virus that causes illnesses ranging from the common cold to severe diseases. The spike protein is a type I transmembrane protein containing two subunits, S1 and S2. S1 mainly contains a receptor binding domain (RBD), which accounts for recognizing the cell surface receptor, ACE2. S2 contains basic elements needed for the membrane fusion. Recent publications indicate that S1-RBD domain can induce virus neutralizing-antibody and T cell response.
Molecular Weight:	predicted molecular mass of 51.3 kDa after removal of the signal peptide.The apparent molecular mass of RBD(N501Y)-hFc is 55-70 kDa due to glycosylation.
UniProt:	P0DTC2

Application Details

Restrictions:	For Research Use only

Handling

Format:	Lyophilized
Buffer:	Lyophilized from sterile PBS, pH 7.4. Normally 5 % - 8 % trehalose is added as protectants before lyophilization.
Storage:	-20 °C,-80 °C
Storage Comment:	Store at -20°C to -80°C for 12 months in lyophilized form. After reconstitution, if not intended for use within a month, aliquot and store at -80°C (Avoid repeated freezing and thawing). Lyophilized proteins are shipped at ambient temperature.
Expiry Date:	12 months

 Copyright antibodies-online. All rights reserved.

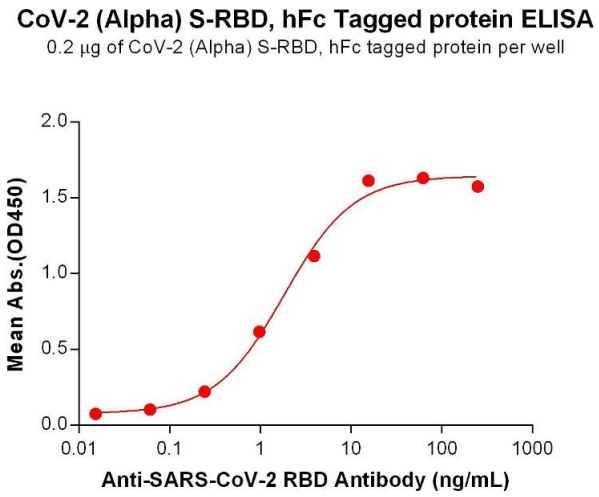

ELISA

Image 1. ELISA plate pre-coated by 2 µg/mL (100 µL/well) SARS-CoV-2 (Alpha) S protein RBD, hFc Tag (ABIN7455407, ABIN7490637 and ABIN7490638) can bind Anti-SARS-CoV-2 RBD antibody (DM55), Rabbit mAb ABIN6964063, ABIN7272681 and ABIN7289670 in a linear range of 0.244-15.625 ng/mL.

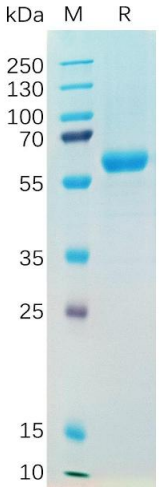

SDS-PAGE

Image 2. SARS-CoV-2 (2019-nCoV) S protein RBD(N501Y), hFc Tag on SDS-PAGE under reducing condition.

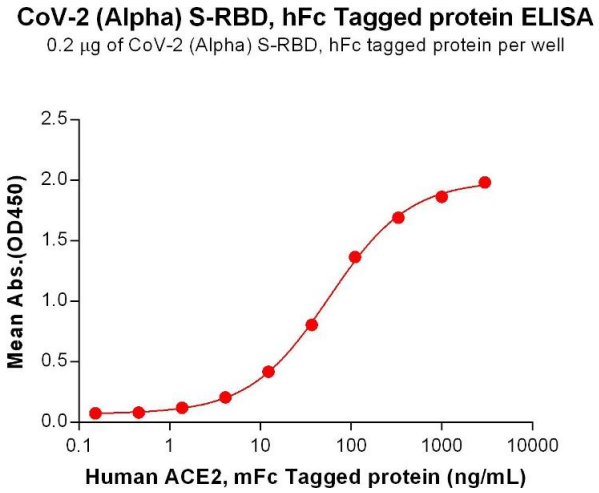

ELISA

Image 3. ELISA plate pre-coated by 2 µg/mL (100 µL/well) SARS-CoV-2 (Alpha) S protein RBD, hFc Tag (ABIN7455407, ABIN7490637 and ABIN7490638) can bind Human Protein, mFc Tag ABIN6961130, ABIN7042289 and ABIN7042290 in a linear range of 4.115-1000 ng/mL.

Please check the product details page for more images. Overall 4 images are available for ABIN7490638.