

Datasheet for ABIN7544497

TNFSF14 Protein (AA 1-240) (His tag)



[Go to Product page](#)

3 Images

Overview

Quantity:	1 mg
Target:	TNFSF14
Protein Characteristics:	AA 1-240
Origin:	Human
Source:	HEK-293 Cells
Protein Type:	Recombinant
Purification tag / Conjugate:	This TNFSF14 protein is labelled with His tag.

Product Details

Purpose:	Custom-made recombinant TNFSF14 Protein expressed in mammalian cells.
Sequence:	<p>MEESVVRPSV FVVDGQTDIP FTRLGRSHRR QSCSVARVGL GLLLLLMGAG LAVQGWFLQ LHWRLGEMVT RLPDGPAGSW EQLIQERRSH EVNPAAHLTG ANSSLTGSGG PLLWETQLGL AFLRGLSYHD GALVVTKAGY YYIYSKVQLG GVGCPGLGLAS TITHGLYKRT PRYPEELELL VSQQSPCGRA TSSSRVWWDS SFLGGVVHLE AGEKVVRVL DERLVRLRDG TRSYFGAFMV</p> <p>Sequence without tag. The proposed Purification-Tag is based on experiences with the expression system, a different complexity of the protein could make another tag necessary. In case you have a special request, please contact us.</p>
Specificity:	If you are looking for a specific domain and are interested in a partial protein or a different isoform, please contact us regarding an individual offer.
Characteristics:	<p>Key Benefits:</p> <ul style="list-style-type: none"> Made to order protein - from design to production - by highly experienced protein experts.

Product Details

- Protein expressed in mammalian cells and purified in one-step affinity chromatography
- The optimized expression system ensures reliability for intracellular, secreted and transmembrane proteins.
- State-of-the-art algorithm used for plasmid design (Gene synthesis).

This protein is a made-to-order protein and will be made for the first time for your order. Our experts in the lab try to ensure that you receive soluble protein.

If you are not interested in a full length protein, please contact us for individual protein fragments.

The big advantage of ordering our made-to-order proteins in comparison to ordering custom made proteins from other companies is that there is no financial obligation in case the protein cannot be expressed or purified.

Purity:	> 90 % as determined by Bis-Tris PAGE, anti-tag ELISA, Western Blot and analytical SEC (HPLC)
Grade:	custom-made

Target Details

Target:	TNFSF14
Alternative Name:	TNFSF14 (TNFSF14 Products)
Background:	<p>Tumor necrosis factor ligand superfamily member 14 (Herpes virus entry mediator ligand) (HVEM-L) (Herpesvirus entry mediator ligand) (CD antigen CD258) [Cleaved into: Tumor necrosis factor ligand superfamily member 14, membrane form, Tumor necrosis factor ligand superfamily member 14, soluble form],FUNCTION: Cytokine that binds to TNFRSF3/LTBR. Binding to the decoy receptor TNFRSF6B modulates its effects. Acts as a ligand for TNFRSF14/HVEM (PubMed:9462508, PubMed:10754304). Upon binding to TNFRSF14/HVEM, delivers costimulatory signals to T cells, leading to T cell proliferation and IFNG production (PubMed:10754304). {ECO:0000269 PubMed:10754304, ECO:0000269 PubMed:9462508}.</p>
Molecular Weight:	26.4 kDa
UniProt:	O43557
Pathways:	Cancer Immune Checkpoints

Application Details

Application Notes:	We expect the protein to work for functional studies. As the protein has not been tested for
--------------------	--

Application Details


functional studies yet we cannot offer a guarantee though.

Restrictions: For Research Use only

Handling

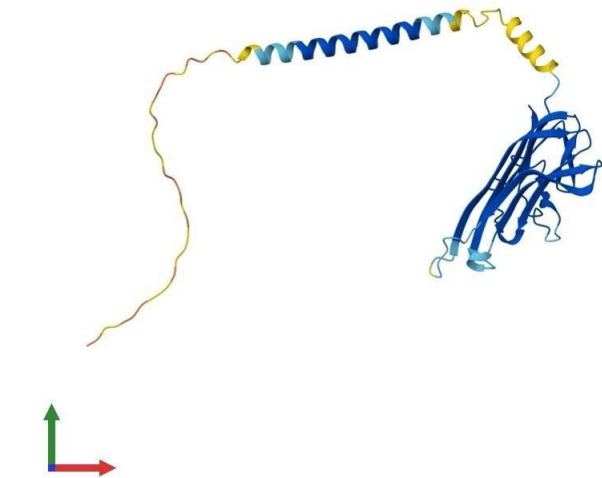
Format:	Liquid
Buffer:	The buffer composition is at the discretion of the manufacturer.
Handling Advice:	Avoid repeated freeze-thaw cycles.
Storage:	-80 °C
Storage Comment:	Store at -80°C.
Expiry Date:	12 months

Images



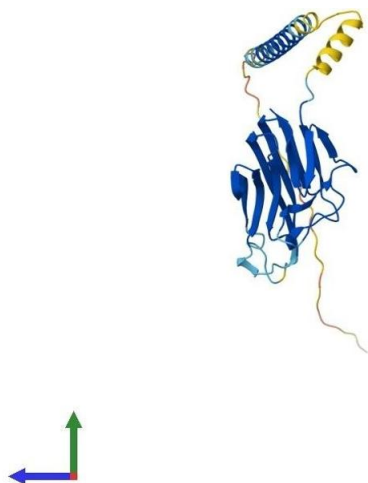
Protein Structure

Image 1. AlphaFold protein structure prediction of Human Recombinant TNFSF14 Protein, UniprotID O43557



Protein Structure

Image 2. AlphaFold protein structure prediction of Human Recombinant TNFSF14 Protein, UniprotID O43557



Protein Structure

Image 3. AlphaFold protein structure prediction of Human Recombinant TNFSF14 Protein, UniprotID O43557