

Datasheet for ABIN7544586

## TRAK2 Protein (AA 1-914) (His tag)



[Go to Product page](#)

### 3 Images

#### Overview

Quantity:	1 mg
Target:	TRAK2
Protein Characteristics:	AA 1-914
Origin:	Human
Source:	HEK-293 Cells
Protein Type:	Recombinant
Purification tag / Conjugate:	This TRAK2 protein is labelled with His tag.

#### Product Details

Purpose:	Custom-made recombinant TRAK2 Protein expressed in mammalian cells.
Sequence:	<p>MSQSQNAIFT SPTGEENLMN SNHRDSESIT DVCSNEDLPE VELVSLLEEQ LPQYRLKVDI</p> <p>LFLYENQDWT QSPHQQRHAS DALSPVLAEE TFRYMILGTD RVEQMTKTYN DIDMVTHLLA</p> <p>ERDRDLELAA RIGQALLKRN HVLSEQNESL EEQLGQAFDQ VNQLQHELCK KDELRLIVSI</p> <p>ASEESETDSS CSTPLRFNES FSLSQGLLQL EMLQEKLKEL EEENMALRSK ACHIKTETVT</p> <p>YEEKEQQLVS DCVKELRETN AQMSRMTEEL SGKSDILIRY QEELSSLLSQ IVDLQHKLKE</p> <p>HVIEKEELKL HLQASKDAQR QLTMEHELQ DRNMECLGML HESQEEIKEL RSRSGPTAHL</p> <p>YFSQSYGAFT GESLAAEIEG TMRKKLSLDE ESSLFKQKAQ QKRVFDTVRI ANDTRGRSIS</p> <p>FPALLPIPGS NRSSVIMTAK PFESGLQQTE DKSLLNQGSS SEEVAGSSQK MGQPGPSGDS</p> <p>DLATALHRLS LRRQNYLSEK QFFAEWQQRK IQVLADQKEG VSGCVPTPTES LASLCTTQSE</p> <p>ITDLSSASCL RGFMEPEKLQI VKPLEGSQTL YHWQQLAQPN LGTILDPRPG VITKGFTQLP</p> <p>GDAIYHISDL EEDEEEGITF QVQQPLEVEE KLSTSKPVTG IFLPPITSAG GPVTVATANP</p> <p>GKCLSCTNST FTFTTCRILH PSDITQVTPS SGFPSLSCGS SGSSSSNTAV NSPALSYRLS</p>

## Product Details

IGESITNRRD STTTFSSSTMS LAKLLQERGI SAKVYHSPIS ENPLQPLPKS LAIPSTPPNS  
PSHSPCPSPL PFEPRVHLSE NFLASRPAET FLQEMYGLRP SRNPPDVGQL KMNLVDR LKR  
LGIARVVKNP GAQENGRCQE AEIGPQKPDS AVYLNSGSSL LGGLRRNQSL PVIMGSFAAP  
VCTSSPKMGV LKED **Sequence without tag. The proposed Purification-Tag is based on experiences with the expression system, a different complexity of the protein could make another tag necessary. In case you have a special request, please contact us.**

Specificity:	If you are looking for a specific domain and are interested in a partial protein or a different isoform, please contact us regarding an individual offer.
Characteristics:	<p>Key Benefits:</p> <ul style="list-style-type: none"><li>• Made to order protein - from design to production - by highly experienced protein experts.</li><li>• Protein expressed in mammalian cells and purified in one-step affinity chromatography</li><li>• The optimized expression system ensures reliability for intracellular, secreted and transmembrane proteins.</li><li>• State-of-the-art algorithm used for plasmid design (Gene synthesis).</li></ul> <p>This protein is a made-to-order protein and will be made for the first time for your order. Our experts in the lab try to ensure that you receive soluble protein.</p> <p>If you are not interested in a full length protein, please contact us for individual protein fragments.</p> <p>The big advantage of ordering our made-to-order proteins in comparison to ordering custom made proteins from other companies is that there is no financial obligation in case the protein cannot be expressed or purified.</p>
Purity:	> 90 % as determined by Bis-Tris PAGE, anti-tag ELISA, Western Blot and analytical SEC (HPLC)
Grade:	custom-made

## Target Details

Target:	TRAK2
Alternative Name:	TRAK2 ( <a href="#">TRAK2 Products</a> )
Background:	Trafficking kinesin-binding protein 2 (Amyotrophic lateral sclerosis 2 chromosomal region candidate gene 3 protein),FUNCTION: May regulate endosome-to-lysosome trafficking of membrane cargo, including EGFR. {ECO:0000250}.
Molecular Weight:	101.4 kDa

## Target Details

UniProt: [O60296](#)

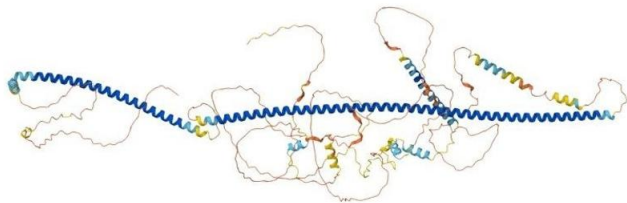
## Application Details

Application Notes:	We expect the protein to work for functional studies. As the protein has not been tested for functional studies yet we cannot offer a guarantee though.
Restrictions:	For Research Use only

## Handling

Format:	Liquid
Buffer:	The buffer composition is at the discretion of the manufacturer.
Handling Advice:	Avoid repeated freeze-thaw cycles.
Storage:	-80 °C
Storage Comment:	Store at -80°C.
Expiry Date:	12 months

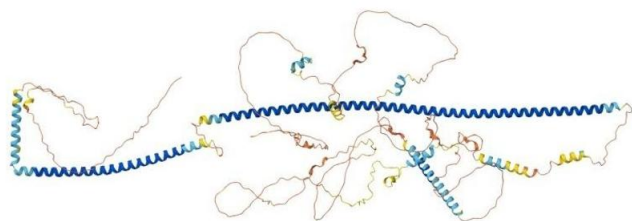
## Images



**Protein Structure**

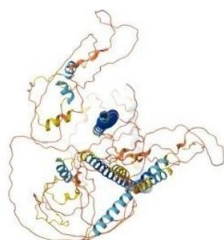
**Image 1.** AlphaFold protein structure prediction of Human Recombinant TRAK2 Protein, UniprotID O60296





#### Protein Structure

**Image 2.** AlphaFold protein structure prediction of Human Recombinant TRAK2 Protein, UniprotID O60296



#### Protein Structure

**Image 3.** AlphaFold protein structure prediction of Human Recombinant TRAK2 Protein, UniprotID O60296

