

Datasheet for ABIN7554676

NAMPT Protein (AA 1-491) (His tag)



[Go to Product page](#)

3 Images

Overview

Quantity:	1 mg
Target:	NAMPT
Protein Characteristics:	AA 1-491
Origin:	Human
Source:	HEK-293 Cells
Protein Type:	Recombinant
Purification tag / Conjugate:	This NAMPT protein is labelled with His tag.

Product Details

Purpose:	Made-to-order recombinant NAMPT Protein expressed in mammalian cells.
Sequence:	<p>MNPAAEAEFN ILLATDSYKV THYKQYPPNT SKVYSYFECR EKKTENSKLR KVKYEETVFY GLQYILNKYL KGKVVTKKEI QEAKDVYKEH FQDDVFNEKG WNYILEKYDG HLPKIEKAVP EGFVIPRGNV LFTVENTDPE CYWLTNWIET ILVQSWYPIT VATNSREQKK ILAKYLLETS GNLDGLEYKL HDFGYRGVSS QETAGIGASA HLVNFKGTDV VAGLALIKKY YGTDKDPVPGY SVPAAEHSTI TAWGKDHEKD AFEHIVTQFS SVPVSVVSDS YDIYNACEKI WGEDLRHLIV SRSTQAPLII RPDSGNPLDT VLKVLILGK KFPVTENSKG YKLLPPYLRV IQGDGVDINT LQEIVEGMKQ KMWSIENIAF GSGGGLLQKL TRDLLNCSFK CSYVVTNGLG INVFKDPVAD PNKRSKKGRL SLHRTYPAGNF VTLEEGKGDL EEYGQDLLHT VFKNGKVTKS YSFDEIRKNA QLNIELEAAH H</p> <p>Sequence without tag. The proposed Purification-Tag is based on experiences with the expression system, a different complexity of the protein could make another tag necessary. In case you have a special request, please contact us.</p>
Specificity:	If you are looking for a specific domain and are interested in a partial protein or a different

Product Details

isoform, please contact us regarding an individual offer.

Characteristics:

Key Benefits:

- Made to order protein - from design to production - by highly experienced protein experts.
- Protein expressed in mammalian cells and purified in one-step affinity chromatography
- The optimized expression system ensures reliability for intracellular, secreted and transmembrane proteins.
- State-of-the-art algorithm used for plasmid design (Gene synthesis).

This protein is a made-to-order protein and will be made for the first time for your order. Our experts in the lab try to ensure that you receive soluble protein.

If you are not interested in a full length protein, please contact us for individual protein fragments.

The big advantage of ordering our made-to-order proteins in comparison to ordering custom made proteins from other companies is that there is no financial obligation in case the protein cannot be expressed or purified.

Purity:

> 90 % as determined by Bis-Tris PAGE, anti-tag ELISA, Western Blot and analytical SEC (HPLC)

Grade:

made-to-order

Target Details

Target:

NAMPT

Alternative Name:

NAMPT ([NAMPT Products](#))

Background:

Nicotinamide phosphoribosyltransferase (NAMPTase) (Nampt) (EC 2.4.2.12) (Pre-B-cell colony-enhancing factor 1) (Pre-B cell-enhancing factor) (Visfatin),FUNCTION: Catalyzes the condensation of nicotinamide with 5-phosphoribosyl-1-pyrophosphate to yield nicotinamide mononucleotide, an intermediate in the biosynthesis of NAD. It is the rate limiting component in the mammalian NAD biosynthesis pathway. The secreted form behaves both as a cytokine with immunomodulating properties and an adipokine with anti-diabetic properties, it has no enzymatic activity, partly because of lack of activation by ATP, which has a low level in extracellular space and plasma. Plays a role in the modulation of circadian clock function. NAMPT-dependent oscillatory production of NAD regulates oscillation of clock target gene expression by releasing the core clock component: CLOCK-BMAL1 heterodimer from NAD-dependent SIRT1-mediated suppression (By similarity). {ECO:0000250|UniProtKB:Q99KQ4, ECO:0000269|PubMed:24130902}.

Target Details

Molecular Weight:	55.5 kDa
UniProt:	P43490

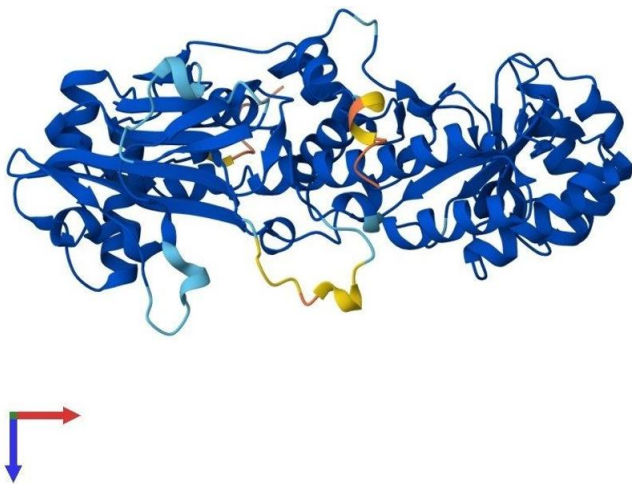
Application Details

Application Notes:	We expect the protein to work for functional studies. As the protein has not been tested for functional studies yet we cannot offer a guarantee though.
Restrictions:	For Research Use only

Handling

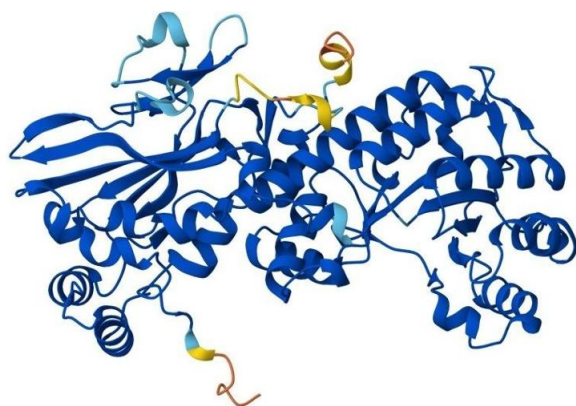
Format:	Liquid
Buffer:	The buffer composition is at the discretion of the manufacturer.
Handling Advice:	Avoid repeated freeze-thaw cycles.
Storage:	-80 °C
Storage Comment:	Store at -80°C.
Expiry Date:	12 months

Images



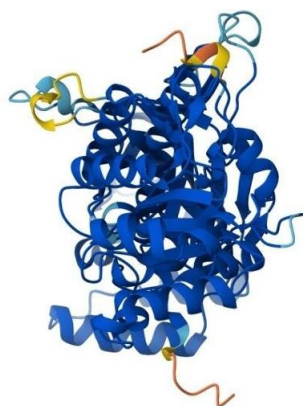
Protein Structure

Image 1. AlphaFold protein structure prediction of Human Recombinant NAMPT Protein, UniprotID P43490



Protein Structure

Image 2. AlphaFold protein structure prediction of Human Recombinant NAMPT Protein, UniprotID P43490



Protein Structure

Image 3. AlphaFold protein structure prediction of Human Recombinant NAMPT Protein, UniprotID P43490