

Datasheet for ABIN7557569

TNFSF15 Protein (AA 1-252) (His tag)



[Go to Product page](#)

3 Images

Overview

Quantity:	1 mg
Target:	TNFSF15
Protein Characteristics:	AA 1-252
Origin:	Mouse
Source:	HEK-293 Cells
Protein Type:	Recombinant
Purification tag / Conjugate:	This TNFSF15 protein is labelled with His tag.

Product Details

Purpose:	Custom-made recombinant Tnfsf15 Protein expressed in mammalian cells.
Sequence:	<p>MAEELGLGFG EGVPEVLPE GCRHRPEARA GLAARSKACL ALTCCLLSFP ILAGLSTLLM AGQLRVPKGD CMLRAITEER SEPSQVYYS PPRGKPRAHL TIKKQTPAPH LKNQLSALHW EHDLGMAFTK NGMKYINKSL VIPESGDYFI YSQITFRGTT SVCGDISRGR RPNKPDSITV VITKVADSYF EPARLLTGSK SVCEISNNWF QSLYL GAMFS LEEGDRLMVN VSDISLVDYT KEDKTFFGAF LL Sequence without tag. The proposed Purification-Tag is based on experiences with the expression system, a different complexity of the protein could make another tag necessary. In case you have a special request, please contact us.</p>
Specificity:	If you are looking for a specific domain and are interested in a partial protein or a different isoform, please contact us regarding an individual offer.
Characteristics:	<p>Key Benefits:</p> <ul style="list-style-type: none"> Made to order protein - from design to production - by highly experienced protein experts.

Product Details

- Protein expressed in mammalian cells and purified in one-step affinity chromatography
- The optimized expression system ensures reliability for intracellular, secreted and transmembrane proteins.
- State-of-the-art algorithm used for plasmid design (Gene synthesis).

This protein is a made-to-order protein and will be made for the first time for your order. Our experts in the lab try to ensure that you receive soluble protein.

If you are not interested in a full length protein, please contact us for individual protein fragments.

The big advantage of ordering our made-to-order proteins in comparison to ordering custom made proteins from other companies is that there is no financial obligation in case the protein cannot be expressed or purified.

Purity:	> 90 % as determined by Bis-Tris PAGE, anti-tag ELISA, Western Blot and analytical SEC (HPLC)
Grade:	custom-made

Target Details

Target:	TNFSF15
Alternative Name:	Tnfsf15 (TNFSF15 Products)
Background:	Tumor necrosis factor ligand superfamily member 15 (TNF ligand-related molecule 1) (Vascular endothelial cell growth inhibitor),FUNCTION: Receptor for TNFRSF25 and TNFRSF6B. Mediates activation of NF-kappa-B. Inhibits vascular endothelial growth and angiogenesis (in vitro). Promotes activation of caspases and apoptosis (By similarity). Promotes splenocyte alloactivation. {ECO:0000250, ECO:0000269 PubMed:11911831}.
Molecular Weight:	27.7 kDa
UniProt:	Q5UBV8
Pathways:	Positive Regulation of Endopeptidase Activity, Autophagy

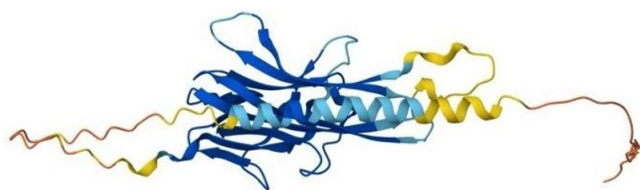
Application Details

Application Notes:	We expect the protein to work for functional studies. As the protein has not been tested for functional studies yet we cannot offer a guarantee though.
Restrictions:	For Research Use only

Handling

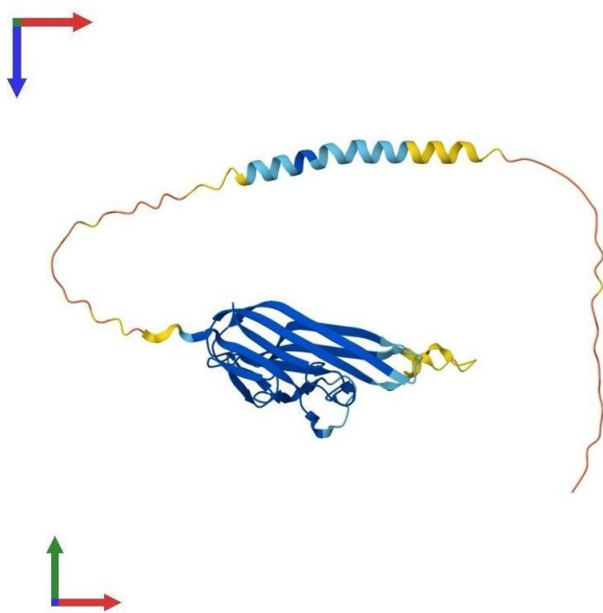
Format:	Liquid
Buffer:	The buffer composition is at the discretion of the manufacturer.
Handling Advice:	Avoid repeated freeze-thaw cycles.
Storage:	-80 °C
Storage Comment:	Store at -80°C.
Expiry Date:	12 months

Images



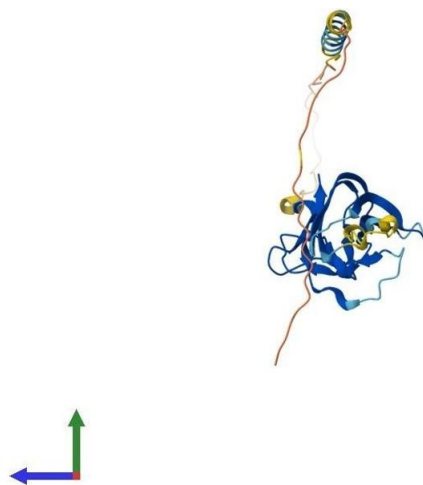
Protein Structure

Image 1. AlphaFold protein structure prediction of Mouse Recombinant Tnfsf15 Protein, UniprotID Q5UBV8



Protein Structure

Image 2. AlphaFold protein structure prediction of Mouse Recombinant Tnfsf15 Protein, UniprotID Q5UBV8



Protein Structure

Image 3. AlphaFold protein structure prediction of Mouse Recombinant Tnfsf15 Protein, UniprotID Q5UBV8