

Datasheet for ABIN7558446

## RBM11 Protein (AA 1-238) (His tag)

3 Images



[Go to Product page](#)

### Overview

Quantity:	1 mg
Target:	RBM11
Protein Characteristics:	AA 1-238
Origin:	Mouse
Source:	HEK-293 Cells
Protein Type:	Recombinant
Purification tag / Conjugate:	This RBM11 protein is labelled with His tag.

### Product Details

Purpose:	Custom-made recombinant Rbm11 Protein expressed in mammalian cells.
Sequence:	<p>MFPAQEEADR TVFVGNLEAR VREEILYELF LQAGPLTKVT LCKDRDGKPK SFGFVCFKHP</p> <p>ESVSYAIALL NGIRLYGRPI NVQYRFGSSR SSEPANQSFE SCAKINSHSF RNDEMAGRPS</p> <p>FPVPFFPITS AALPQEYFFF QKMPWYAHSP VLQPPFCEMP APLNSVPGS CALNHSPGPE</p> <p>AGPSSYEWTH QPPSDPDLYP RNKRKRQRPD SDSAESSSEDK RGNEGSQKCR KCKKKKKRY</p> <p><b>Sequence without tag. The proposed Purification-Tag is based on experiences with the expression system, a different complexity of the protein could make another tag necessary.</b></p> <p><b>In case you have a special request, please contact us.</b></p>
Specificity:	If you are looking for a specific domain and are interested in a partial protein or a different isoform, please contact us regarding an individual offer.
Characteristics:	<p>Key Benefits:</p> <ul style="list-style-type: none"> <li>Made to order protein - from design to production - by highly experienced protein experts.</li> </ul>

## Product Details

- Protein expressed in mammalian cells and purified in one-step affinity chromatography
- The optimized expression system ensures reliability for intracellular, secreted and transmembrane proteins.
- State-of-the-art algorithm used for plasmid design (Gene synthesis).

This protein is a made-to-order protein and will be made for the first time for your order. Our experts in the lab try to ensure that you receive soluble protein.

If you are not interested in a full length protein, please contact us for individual protein fragments.

The big advantage of ordering our made-to-order proteins in comparison to ordering custom made proteins from other companies is that there is no financial obligation in case the protein cannot be expressed or purified.

Purity:	> 90 % as determined by Bis-Tris PAGE, anti-tag ELISA, Western Blot and analytical SEC (HPLC)
Grade:	custom-made

## Target Details

Target:	RBM11
Alternative Name:	Rbm11 ( <a href="#">RBM11 Products</a> )
Background:	Splicing regulator RBM11 (RNA-binding motif protein 11),FUNCTION: Tissue-specific splicing factor with potential implication in the regulation of alternative splicing during neuron and germ cell differentiation. Antagonizes SRSF1-mediated BCL-X splicing. May affect the choice of alternative 5' splice sites by binding to specific sequences in exons and antagonizing the SR protein SRSF1 (By similarity). {ECO:0000250}.
Molecular Weight:	26.9 kDa
UniProt:	<a href="#">Q80YT9</a>

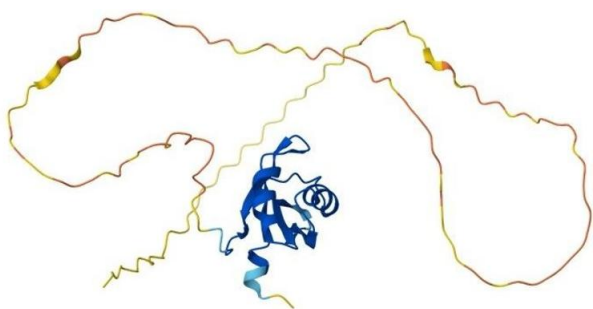
## Application Details

Application Notes:	We expect the protein to work for functional studies. As the protein has not been tested for functional studies yet we cannot offer a guarantee though.
Restrictions:	For Research Use only

## Handling

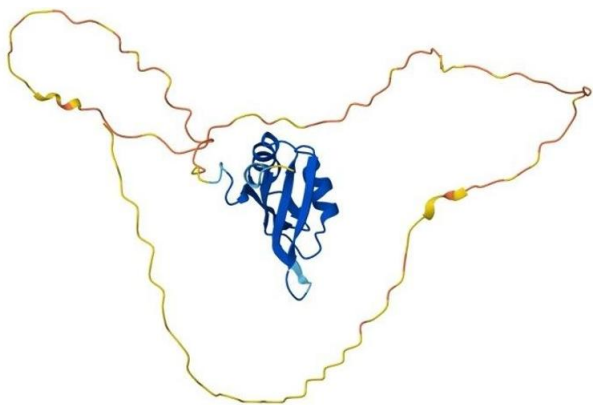
Format:	Liquid
Buffer:	The buffer composition is at the discretion of the manufacturer.
Handling Advice:	Avoid repeated freeze-thaw cycles.
Storage:	-80 °C
Storage Comment:	Store at -80°C.
Expiry Date:	12 months

## Images



### Protein Structure

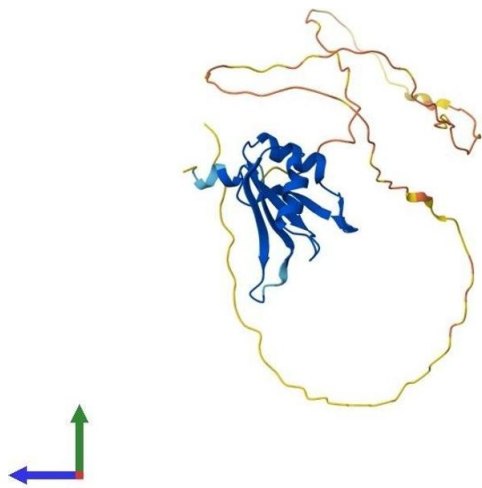
**Image 1.** AlphaFold protein structure prediction of Mouse Recombinant Rbm11 Protein, UniprotID Q80YT9



### Protein Structure

**Image 2.** AlphaFold protein structure prediction of Mouse Recombinant Rbm11 Protein, UniprotID Q80YT9





### Protein Structure

**Image 3.** AlphaFold protein structure prediction of Mouse Recombinant Rbm11 Protein, UniprotID Q80YT9