

Datasheet for ABIN7562086

## SAMD13 Protein (AA 1-102) (His tag)

3 Images



[Go to Product page](#)

### Overview

Quantity:	1 mg
Target:	SAMD13
Protein Characteristics:	AA 1-102
Origin:	Mouse
Source:	HEK-293 Cells
Protein Type:	Recombinant
Purification tag / Conjugate:	This SAMD13 protein is labelled with His tag.

### Product Details

Purpose:	Custom-made recombinant Samd13 Protein expressed in mammalian cells.
Sequence:	<p>MLSVDMDNKG NGPVGKNSM ENGRPPDPAD WAVTDVVNYF RTAGFEEQAC AFQEQEIDGK            SLLLMTNRNDV LTGLQLKLGP ALKIYEHVK PLQTKHLKNN SS <b>Sequence without tag. The proposed Purification-Tag is based on experiences with the expression system, a different complexity of the protein could make another tag necessary. In case you have a special request, please contact us.</b></p>
Specificity:	If you are looking for a specific domain and are interested in a partial protein or a different isoform, please contact us regarding an individual offer.
Characteristics:	<p>Key Benefits:</p> <ul style="list-style-type: none"> <li>• Made to order protein - from design to production - by highly experienced protein experts.</li> <li>• Protein expressed in mammalian cells and purified in one-step affinity chromatography</li> <li>• The optimized expression system ensures reliability for intracellular, secreted and transmembrane proteins.</li> </ul>

## Product Details

- State-of-the-art algorithm used for plasmid design (Gene synthesis).

This protein is a made-to-order protein and will be made for the first time for your order. Our experts in the lab try to ensure that you receive soluble protein.

If you are not interested in a full length protein, please contact us for individual protein fragments.

The big advantage of ordering our made-to-order proteins in comparison to ordering custom made proteins from other companies is that there is no financial obligation in case the protein cannot be expressed or purified.

Purity:	> 90 % as determined by Bis-Tris PAGE, anti-tag ELISA, Western Blot and analytical SEC (HPLC)
Grade:	custom-made

## Target Details

Target:	SAMD13
Alternative Name:	Samd13 ( <a href="#">SAMD13 Products</a> )
Background:	Sterile alpha motif domain-containing protein 13 (SAM domain-containing protein 13)
Molecular Weight:	11.3 kDa
UniProt:	<a href="#">D3YUG0</a>

## Application Details

Application Notes:	We expect the protein to work for functional studies. As the protein has not been tested for functional studies yet we cannot offer a guarantee though.
Restrictions:	For Research Use only


## Handling

Format:	Liquid
Buffer:	The buffer composition is at the discretion of the manufacturer.
Handling Advice:	Avoid repeated freeze-thaw cycles.
Storage:	-80 °C

Handling

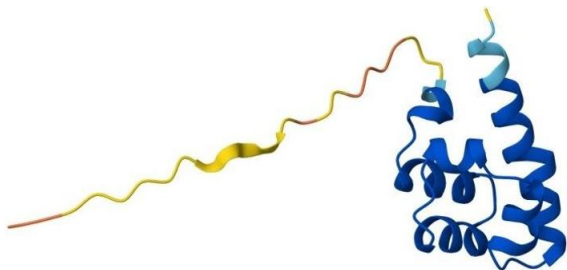
Storage Comment:	Store at -80°C.
Expiry Date:	12 months

Images



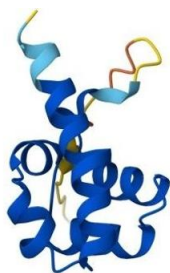
**Protein Structure**

**Image 1.** AlphaFold protein structure prediction of Mouse Recombinant Samd13 Protein, UniprotID D3YUG0



**Protein Structure**

**Image 2.** AlphaFold protein structure prediction of Mouse Recombinant Samd13 Protein, UniprotID D3YUG0



**Protein Structure**

**Image 3.** AlphaFold protein structure prediction of Mouse Recombinant Samd13 Protein, UniprotID D3YUG0

