

Datasheet for ABIN7562469

## SNCA Protein (AA 1-140) (His tag)

3 Images



[Go to Product page](#)

### Overview

Quantity:	1 mg
Target:	SNCA
Protein Characteristics:	AA 1-140
Origin:	Mouse
Source:	HEK-293 Cells
Protein Type:	Recombinant
Purification tag / Conjugate:	This SNCA protein is labelled with His tag.

### Product Details

Purpose:	Custom-made recombinant Snca Protein expressed in mammalian cells.
Sequence:	MDVFMKGLSK AKEGVVAAAE KTKQGVAEAA GKTKEGVLYV GSKTKEGVVH GVTTVAEKTKEQVTNVGGAV VTGVTAVAQK TVEGAGNIAA ATGFVKKDQM GKGEEGYPQE GILEDMPVDPGSEAYEMPSE EGYQDYEP EA <b>Sequence without tag. The proposed Purification-Tag is based on experiences with the expression system, a different complexity of the protein could make another tag necessary. In case you have a special request, please contact us.</b>
Specificity:	If you are looking for a specific domain and are interested in a partial protein or a different isoform, please contact us regarding an individual offer.
Characteristics:	<p>Key Benefits:</p> <ul style="list-style-type: none"> <li>• Made to order protein - from design to production - by highly experienced protein experts.</li> <li>• Protein expressed in mammalian cells and purified in one-step affinity chromatography</li> <li>• The optimized expression system ensures reliability for intracellular, secreted and transmembrane proteins.</li> </ul>

## Product Details

- State-of-the-art algorithm used for plasmid design (Gene synthesis).

This protein is a made-to-order protein and will be made for the first time for your order. Our experts in the lab try to ensure that you receive soluble protein.

If you are not interested in a full length protein, please contact us for individual protein fragments.

The big advantage of ordering our made-to-order proteins in comparison to ordering custom made proteins from other companies is that there is no financial obligation in case the protein cannot be expressed or purified.

Purity:	> 90 % as determined by Bis-Tris PAGE, anti-tag ELISA, Western Blot and analytical SEC (HPLC)
Grade:	custom-made

## Target Details

Target:	SNCA
Alternative Name:	Snca ( <a href="#">SNCA Products</a> )
Background:	<p>Alpha-synuclein (Non-A beta component of AD amyloid) (Non-A4 component of amyloid precursor) (NACP),FUNCTION: Neuronal protein that plays several roles in synaptic activity such as regulation of synaptic vesicle trafficking and subsequent neurotransmitter release (By similarity). Participates as a monomer in synaptic vesicle exocytosis by enhancing vesicle priming, fusion and dilation of exocytotic fusion pores (By similarity). Mechanistically, acts by increasing local Ca(2+) release from microdomains which is essential for the enhancement of ATP-induced exocytosis (By similarity). Acts also as a molecular chaperone in its multimeric membrane-bound state, assisting in the folding of synaptic fusion components called SNAREs (Soluble NSF Attachment Protein REceptors) at presynaptic plasma membrane in conjunction with cysteine string protein-alpha/DNAJC5 (PubMed:20798282, PubMed:25246573). This chaperone activity is important to sustain normal SNARE-complex assembly during aging (By similarity). Also plays a role in the regulation of the dopamine neurotransmission by associating with the dopamine transporter (DAT1) and thereby modulating its activity (By similarity).</p> <p>{ECO:0000250 UniProtKB:P37840, ECO:0000269 PubMed:20798282, ECO:0000269 PubMed:25246573}.</p>
Molecular Weight:	14.5 kDa
UniProt:	<a href="#">O55042</a>

## Target Details

Pathways:	Synaptic Membrane, Regulation of G-Protein Coupled Receptor Protein Signaling, Positive Regulation of Endopeptidase Activity, Regulation of Carbohydrate Metabolic Process, Platelet-derived growth Factor Receptor Signaling, Negative Regulation of Transporter Activity, Regulation of long-term Neuronal Synaptic Plasticity
-----------	--

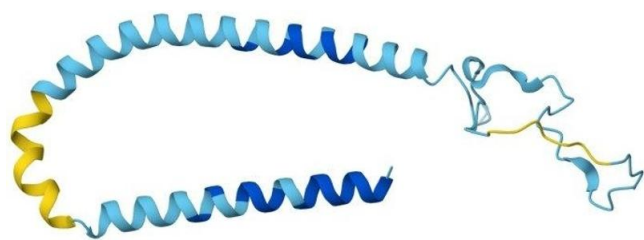
## Application Details

Application Notes:	We expect the protein to work for functional studies. As the protein has not been tested for functional studies yet we cannot offer a guarantee though.
Restrictions:	For Research Use only

## Handling

Format:	Liquid
Buffer:	The buffer composition is at the discretion of the manufacturer.
Handling Advice:	Avoid repeated freeze-thaw cycles.
Storage:	-80 °C
Storage Comment:	Store at -80°C.
Expiry Date:	12 months

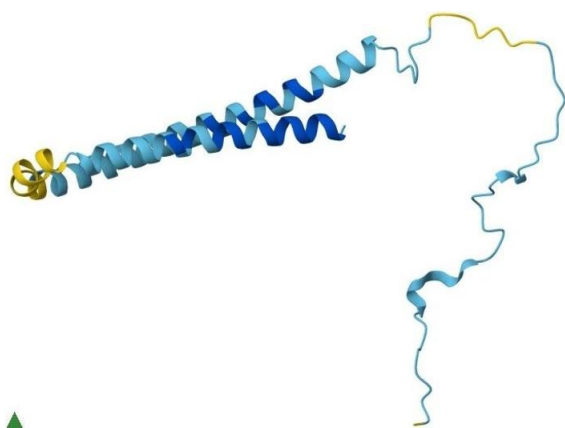
## Images



### Protein Structure

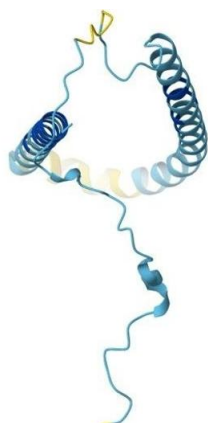
**Image 1.** AlphaFold protein structure prediction of Mouse Recombinant Snca Protein, UniprotID O55042





#### Protein Structure

**Image 2.** AlphaFold protein structure prediction of Mouse Recombinant Snca Protein, UniprotID O55042



#### Protein Structure

**Image 3.** AlphaFold protein structure prediction of Mouse Recombinant Snca Protein, UniprotID O55042