

Datasheet for ABIN7563199

## PPARG Protein (AA 1-505) (His tag)



[Go to Product page](#)

### 3 Images

#### Overview

Quantity:	1 mg
Target:	PPARG
Protein Characteristics:	AA 1-505
Origin:	Mouse
Source:	HEK-293 Cells
Protein Type:	Recombinant
Purification tag / Conjugate:	This PPARG protein is labelled with His tag.

#### Product Details

Purpose:	Custom-made recombinant Pparg Protein expressed in mammalian cells.
Sequence:	<p>MGETLGDSPV DPEHGAFADA LPMSTSQEIT MVDTEMPFWP TNFGISSVDL SVMEDHSHSF</p> <p>DIKPFTTVDF SSISAPHYED IPFTRADPMV ADYKYDLKLQ EYQSAIKVEP ASPPYSEKT</p> <p>QLYNRPHEEP SNSLMAIECR VCGDKASGFH YGVHACEGCK GFFRRTIRLK LIYDRCDLNC</p> <p>RIHKKS RNKC QYCRFQKCLA VGMSHNAIRF GRMPQAEKEK LLAEISSDID QLNPEADLR</p> <p>ALAKHLYDSY IKSFPLTKAK ARAILTGKTT DKSPFVIYDM NSLMMGEDKI KFKHITPLQE</p> <p>QSKEVAIRIF QGCQFRSVEA VQEITEYAKN IPGFINDLN DQVTLLKYGV HEIYTMLAS</p> <p>LMNKDGV LIS EGQGFMTREF LKNLRKPFGD FMEPKFEFAV KFALELDDS DLAI FAVII</p> <p>LSGDRPGLLN VKPIEDIQDN LLQALELQLK LNHPESSQLF AKVLQKMTDL RQIVTEHVQL</p> <p>LHVIKKTETD MSLHPLLQEI YKDLY <b>Sequence without tag. The proposed Purification-Tag is based on experiences with the expression system, a different complexity of the protein could make another tag necessary. In case you have a special request, please contact us.</b></p>
Specificity:	If you are looking for a specific domain and are interested in a partial protein or a different

## Product Details

isoform, please contact us regarding an individual offer.

### Characteristics:

#### Key Benefits:

- Made to order protein - from design to production - by highly experienced protein experts.
- Protein expressed in mammalian cells and purified in one-step affinity chromatography
- The optimized expression system ensures reliability for intracellular, secreted and transmembrane proteins.
- State-of-the-art algorithm used for plasmid design (Gene synthesis).

This protein is a made-to-order protein and will be made for the first time for your order. Our experts in the lab try to ensure that you receive soluble protein.

If you are not interested in a full length protein, please contact us for individual protein fragments.

The big advantage of ordering our made-to-order proteins in comparison to ordering custom made proteins from other companies is that there is no financial obligation in case the protein cannot be expressed or purified.

### Purity:

> 90 % as determined by Bis-Tris PAGE, anti-tag ELISA, Western Blot and analytical SEC (HPLC)

### Grade:

custom-made

## Target Details

### Target:

PPARG

### Alternative Name:

Pparg ([PPARG Products](#))

### Background:

Peroxisome proliferator-activated receptor gamma (PPAR-gamma) (Nuclear receptor subfamily 1 group C member 3),FUNCTION: Nuclear receptor that binds peroxisome proliferators such as hypolipidemic drugs and fatty acids. Once activated by a ligand, the nuclear receptor binds to DNA specific PPAR response elements (PPRE) and modulates the transcription of its target genes, such as acyl-CoA oxidase. It therefore controls the peroxisomal beta-oxidation pathway of fatty acids. Key regulator of adipocyte differentiation and glucose homeostasis. ARF6 acts as a key regulator of the tissue-specific adipocyte P2 (aP2) enhancer. Acts as a critical regulator of gut homeostasis by suppressing NF-kappa-B-mediated pro-inflammatory responses. Plays a role in the regulation of cardiovascular circadian rhythms by regulating the transcription of BMAL1 in the blood vessels (PubMed:19041764).  
{ECO:0000269|PubMed:18719582, ECO:0000269|PubMed:19041764,  
ECO:0000269|PubMed:21035761, ECO:0000269|PubMed:21994940,

## Target Details

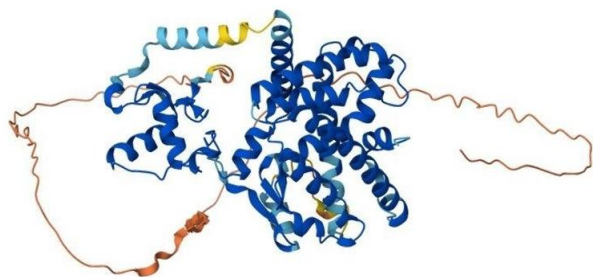
	ECO:0000269 PubMed:23525231, ECO:0000269 PubMed:27197753}.
Molecular Weight:	57.6 kDa
UniProt:	<a href="#">P37238</a>
Pathways:	<a href="#">MAPK Signaling</a> , <a href="#">Nuclear Receptor Transcription Pathway</a> , <a href="#">Steroid Hormone Mediated Signaling Pathway</a> , <a href="#">Negative Regulation of Hormone Secretion</a> , <a href="#">Carbohydrate Homeostasis</a> , <a href="#">Regulation of Lipid Metabolism by PPARAlpha</a> , <a href="#">Positive Regulation of Endopeptidase Activity</a> , <a href="#">Brown Fat Cell Differentiation</a> , <a href="#">Positive Regulation of fat Cell Differentiation</a>

## Application Details

Application Notes:	We expect the protein to work for functional studies. As the protein has not been tested for functional studies yet we cannot offer a guarantee though.
Restrictions:	For Research Use only

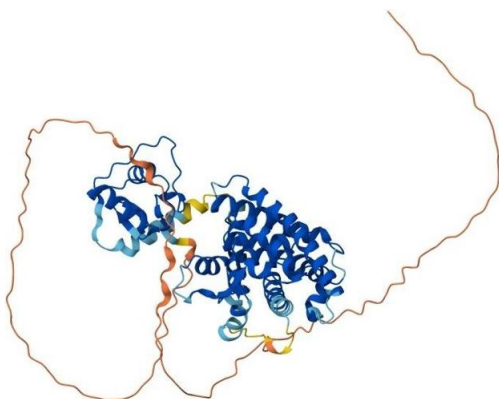
## Handling

Format:	Liquid
Buffer:	The buffer composition is at the discretion of the manufacturer.
Handling Advice:	Avoid repeated freeze-thaw cycles.
Storage:	-80 °C
Storage Comment:	Store at -80°C.
Expiry Date:	12 months



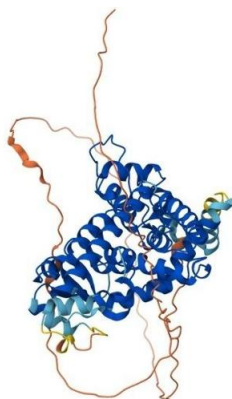
Protein Structure

**Image 1.** AlphaFold protein structure prediction of Mouse Recombinant Pparg Protein, UniprotID P37238



Protein Structure

**Image 2.** AlphaFold protein structure prediction of Mouse Recombinant Pparg Protein, UniprotID P37238



Protein Structure

**Image 3.** AlphaFold protein structure prediction of Mouse Recombinant Pparg Protein, UniprotID P37238