



Datasheet for ABIN947568
anti-BIRC3 antibody (AA 1-604)



[Go to Product page](#)

3 Images

Overview

Quantity:	100 µL
Target:	BIRC3
Binding Specificity:	AA 1-604
Reactivity:	Human
Host:	Rabbit
Clonality:	Polyclonal
Conjugate:	This BIRC3 antibody is un-conjugated
Application:	Western Blotting (WB), Immunoprecipitation (IP)

Product Details

Purpose:	Rabbit polyclonal antibody raised against a full-length human BIRC3 protein.
Immunogen:	BIRC3 (NP_001156.1, 1 a.a. ~ 604 a.a) full-length human protein.
Sequence:	MNIVENSIFL SNLMKSANTF ELKYDLSCEL YRMSTYSTFP AGVPVSERSL ARAGFYITGV NDKVKCFCCG LMLDNWKRGD SPTEKHKKLY PSCRFVQSLN SVNNLEATSQ PTFPSSVTNS THSLLPGTEN SGYFRGSYSN SPSNPVNSRA NQDFSALMRS SYHCAMNNEN ARLLTFQTWP LTFLSPTDLA KAGFYIIGPG DRVACFACGG KLSNWEPKDN AMSEHLRHFP KCPFIENQLQ DTSRYTVSNL SMQTHAARFK TFFNWPSSVL VNPEQLASAG FYYVGNSSDDV KCFCCDGGLR CWESGDDPWV QHAKWFPRCE YLIRIKGQEF IRQVQASYPH LLEQLLSTSD SPGDENAESS IIHFEPGEDH SEDAIMMNTF VINAAVEMGF SRSLVKQTVQ RKILATGENY RLVNDLVLDL LNAEDEIREE ERERATEEKE SNDLLLIRKN RMALFQHLTC VIPILDLLT AGIINEQEHD VIKQKTQTSL QARELIDTIL VKGNIAATVF RNSLQEAQAV LYEHFLVQQD IKYIPTEDVS DLPVEEQLRR LQEERTCKVC MDKEVSIVFI PCGHLVVCKD CAPSLRKCPV CRSTIKGTVR TFLS

Product Details

Cross-Reactivity:	Human
Characteristics:	Antibody reactive against mammalian transfected lysate.

Target Details


Target:	BIRC3
Alternative Name:	BIRC3 (BIRC3 Products)
Background:	Full Gene Name: baculoviral IAP repeat-containing 3 Synonyms: AIP1,API2,CIAP2,HAIP1,HIAP1,MALT2,MIHC,RNF49
Gene ID:	330
NCBI Accession:	NM_001165
Pathways:	Apoptosis , Caspase Cascade in Apoptosis , Activation of Innate immune Response , Toll-Like Receptors Cascades

Application Details

Application Notes:	Optimal working dilution should be determined by the investigator.
Restrictions:	For Research Use only


Handling

Format:	Liquid
Buffer:	No additive
Preservative:	Without preservative
Handling Advice:	Aliquot to avoid repeated freezing and thawing.
Storage:	-20 °C
Storage Comment:	Store at -20°C or lower. Aliquot to avoid repeated freezing and thawing.



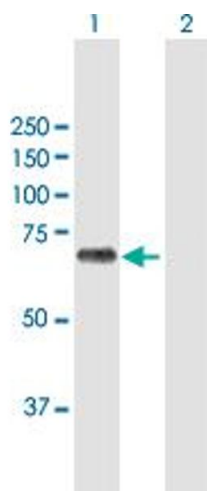
Western Blotting

Image 1. BIRC3 MaxPab rabbit polyclonal antibody. Western Blot analysis of BIRC3 expression in human liver.



Immunoprecipitation

Image 2. Immunoprecipitation of BIRC3 transfected lysate using anti-BIRC3 MaxPab rabbit polyclonal antibody and Protein A Magnetic Bead , and immunoblotted with BIRC3 purified MaxPab mouse polyclonal antibody (B01P) .



Western Blotting

Image 3. Western Blot analysis of BIRC3 expression in transfected 293T cell line by BIRC3 MaxPab polyclonal antibody.

Lane 1: BIRC3 transfected lysate(68.40 KDa).

Lane 2: Non-transfected lysate.