



Datasheet for ABIN947603  
**anti-AXL antibody (AA 1-894)**



[Go to Product page](#)

3 Images

Overview

Quantity:	100 µL
Target:	AXL
Binding Specificity:	AA 1-894
Reactivity:	Human
Host:	Rabbit
Clonality:	Polyclonal
Conjugate:	This AXL antibody is un-conjugated
Application:	Western Blotting (WB), Immunoprecipitation (IP)

Product Details

Purpose:	Rabbit polyclonal antibody raised against a full-length human AXL protein.
Immunogen:	AXL (AAH32229.1, 1 a.a. ~ 894 a.a) full-length human protein.
Sequence:	MAWRCPRMGR VPLAWCLALC GWACMAPRGT QAEESPFVGN PGNITGARGL TGTLCRCQLQV QGEPPEVHWL RDGQILELAD STQTQVPLGE DEQDDWIVVS QLRITSLQLS DTGQYQCLVF LGHQTFVSQP GYVGLEGLPY FLEEPEDRTV AANTPFNLSC QAQGPPEPVD LLWLQDAVPL ATAPGHGPQR SLHVPGLNKT SSFSCEAHNA KGVTTSTRAT ITVLPQQPRN LHLVSRQPTE LEVAWTPGLS GIYPLTHCTL QAVLSDDGMG IQAGEPDPPE EPLTSQASVP PHQLRLGSLH PHTPYHIRVA CTSSQGSSW THWLPVETPE GVPLGPPENI SATRNGSQAF VHWQEPRAPL QGTLG YRLA YQGQDTPEVL MDIGLRQEV T LELQGDG SVS NLTVCAAYT AAGDGPW SLP VPLEAWRPGQ AQPVHQLVKE PSTPAFSWPW WYVLLGAVVA AACVLILALF LVHRRKKETR YGEVFEPTVE RGELVVR YRV RKSYSRR TTE ATLNSL GISE ELKEKLRDVM VDRHKVALGK TLGEGEFGAV MEGQLNQDDS ILKVAVKTMK IAICTRSELE DFLSEAVCMK EFDHPNVMRL

## Product Details

---

IGVCFQGSER EAFPAPVVIL PFMKHGDLHS FLLYSRLGDQ PVYLPTQMLV KFMADIASGM  
EYLSTKRFIH RDLAARNCML NENMSVCVAD FGLSKKIYNG DYYRQGRIAK MPVKWIAIES  
LADRVYTSKS DVWSFGVTMW EIATRQTPY PGVENSEIYD YLRRGNRLKQ PADCLDGLYA  
LMSRCWELNP QDRPSFTELR EDLENTLAL PPAQEPDEIL YVNMDEGGGY PEPPGAAGGA  
DPPTQPDPKD SCSCLTAAEV HPAGRYVLCPTTPSPAQPA DRGSPAAPGQ EDGA

Cross-Reactivity: Human

Characteristics: Antibody reactive against mammalian transfected lysate.

## Target Details

---

Target: AXL

Alternative Name: AXL ([AXL Products](#))

Background: Full Gene Name: AXL receptor tyrosine kinase  
Synonyms: JTK11,UFO

Gene ID: 558

Pathways: [RTK Signaling, Cellular Response to Molecule of Bacterial Origin](#)

## Application Details

---

Application Notes: Optimal working dilution should be determined by the investigator.

Restrictions: For Research Use only

## Handling

---

Format: Liquid


Buffer: No additive

Preservative: Without preservative

Handling Advice: Aliquot to avoid repeated freezing and thawing.


Storage: -20 °C

Storage Comment: Store at -20°C or lower. Aliquot to avoid repeated freezing and thawing.




### Western Blotting

**Image 1.** AXL MaxPab rabbit polyclonal antibody. Western Blot analysis of AXL expression in HeLa.



### Immunoprecipitation

**Image 2.** Immunoprecipitation of AXL transfected lysate using anti-AXL MaxPab rabbit polyclonal antibody and Protein A Magnetic Bead , and immunoblotted with AXL purified MaxPab mouse polyclonal antibody (B01P) .



### Western Blotting

**Image 3.** Western Blot analysis of AXL expression in transfected 293T cell line by AXL MaxPab polyclonal antibody.

Lane 1: AXL transfected lysate(98.4 KDa).

Lane 2: Non-transfected lysate.