



Datasheet for ABIN947605
anti-Azurocidin antibody (AA 1-251)



[Go to Product page](#)

4 Images

Overview

Quantity:	50 µg
Target:	Azurocidin (AZU1)
Binding Specificity:	AA 1-251
Reactivity:	Human
Host:	Mouse
Clonality:	Polyclonal
Conjugate:	This Azurocidin antibody is un-conjugated
Application:	Western Blotting (WB), Immunohistochemistry (Paraffin-embedded Sections) (IHC (p)), Immunofluorescence (IF)

Product Details

Purpose:	Mouse polyclonal antibody raised against a full-length human AZU1 protein.
Immunogen:	AZU1 (NP_001691.1, 1 a.a. ~ 251 a.a) full-length human protein.
Sequence:	MTRLTVLALL AGLASSRAG SSPLLDIVGG RKARPRQFPF LASIQNQGRH FCGGALIHAR FVMTAASCFQ SQNPGVSTVV LGAYDLRRRE RQSRQTFSIS SMSENGYDPQ QNLNDLMLLQ LDREANLTSS VTILPLPLQN ATVEAGTRCQ VAGWGSQRSG GRLSRFPRFV NVTVTPEDQC RPNNVCTGVL TRGGICNGD GGTPLVCEGL AHGVASFSLG PCGRGPDDFFT RVALFRDWID GVLNNPGPGP A
Cross-Reactivity:	Human
Characteristics:	Antibody reactive against mammalian transfected lysate.

Target Details

Target:	Azurocidin (AZU1)
Alternative Name:	AZU1 (AZU1 Products)
Background:	Full Gene Name: azurocidin 1 Synonyms: AZAMP,AZU,CAP37,HBP,HUMAZUR,NAZC
Gene ID:	566
NCBI Accession:	NM_001700

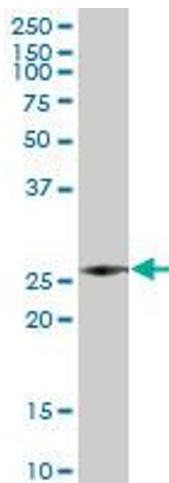
Application Details

Application Notes:	Optimal working dilution should be determined by the investigator.
Restrictions:	For Research Use only

Handling

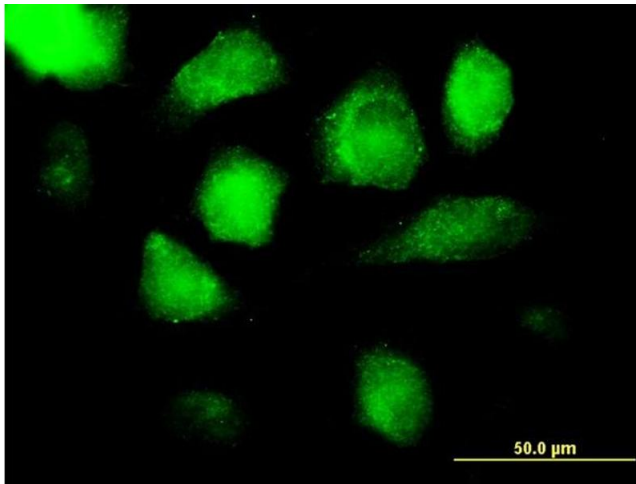
Buffer:	In 1x PBS, pH 7.4
Handling Advice:	Aliquot to avoid repeated freezing and thawing.
Storage:	-20 °C
Storage Comment:	Store at -20°C or lower. Aliquot to avoid repeated freezing and thawing.

Images



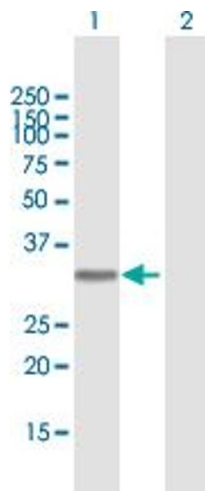
Western Blotting

Image 1. AZU1 MaxPab polyclonal antibody. Western Blot analysis of AZU1 expression in human spleen.



Immunofluorescence

Image 2. Immunofluorescence of purified MaxPab antibody to AZU1 on HeLa cell. [antibody concentration 10 ug/ml]



Western Blotting

Image 3. Western Blot analysis of AZU1 expression in transfected 293T cell line by AZU1 MaxPab polyclonal antibody.

Lane 1: AZU1 transfected lysate(27.61 kDa).

Lane 2: Non-transfected lysate.

Please check the [product details page](#) for more images. Overall 4 images are available for ABIN947605.