

Datasheet for ABIN947882
anti-FTL antibody (AA 1-175)



[Go to Product page](#)

4 Images

Overview

Quantity:	100 µg
Target:	FTL
Binding Specificity:	AA 1-175
Reactivity:	Human
Host:	Mouse
Clonality:	Monoclonal
Conjugate:	This FTL antibody is un-conjugated
Application:	Western Blotting (WB), ELISA, Immunofluorescence (IF), Immunoprecipitation (IP)

Product Details

Purpose:	Mouse monoclonal antibody raised against a full-length recombinant FTL.
Immunogen:	FTL (AAH04245, 1 a.a. ~ 175 a.a) full-length recombinant protein with GST tag. MW of the GST tag alone is 26 KDa.
Sequence:	MSSQIRQNYS TDVEAAVNSL VNLYLQASYT YLSLGFYFDR DDVALEGVSH FFRELAEEKR EGYERLLKMQ NQRGGRALFQ DIKKPAEDEV GKTPDAMKAA MALEKKLNQA LLDLHALGSA RTDPHLCDFL ETHFLDEEVK LIKKMGDHLT NLHRLGGPEA GLGEYLFERL TLKHD
Clone:	1C14
Isotype:	IgG1
Cross-Reactivity:	Human
Characteristics:	Antibody Reactive Against Recombinant Protein.

Target Details

Target:	FTL
Alternative Name:	FTL (FTL Products)
Background:	Full Gene Name: ferritin, light polypeptide Synonyms: MGC71996
Gene ID:	2512
Pathways:	Transition Metal Ion Homeostasis

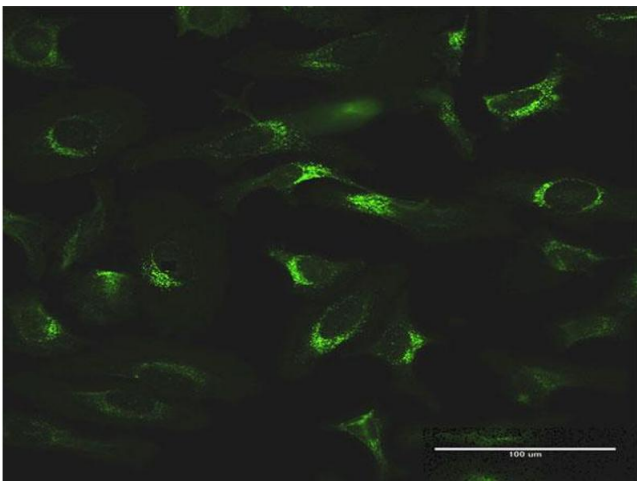
Application Details

Application Notes:	Optimal working dilution should be determined by the investigator.
Restrictions:	For Research Use only

Handling


Buffer:	In 1x PBS, pH 7.4
Handling Advice:	Aliquot to avoid repeated freezing and thawing.
Storage:	-20 °C
Storage Comment:	Store at -20°C or lower. Aliquot to avoid repeated freezing and thawing.

Images



Immunofluorescence

Image 1. Immunofluorescence of monoclonal antibody to FTL on HeLa cell. [antibody concentration 20 ug/ml]




Western Blotting

Image 2. Western Blot analysis of FTL expression in transfected 293T cell line by FTL monoclonal antibody (M15), clone 1C14.

Lane 1: FTL transfected lysate (Predicted MW: 20 KDa).

Lane 2: Non-transfected lysate.



Immunoprecipitation

Image 3. Immunoprecipitation of FTL transfected lysate using anti-FTL monoclonal antibody and Protein A Magnetic Bead, and immunoblotted with FTL purified MaxPab rabbit polyclonal antibody.

Please check the [product details page](#) for more images. Overall 4 images are available for ABIN947882.