



[Go to Product page](#)

Datasheet for ABIN947996

## anti-HSPD1 antibody (AA 1-573)

### 6 Images

#### Overview

Quantity:	100 µL
Target:	HSPD1
Binding Specificity:	AA 1-573
Reactivity:	Human
Host:	Rabbit
Clonality:	Polyclonal
Conjugate:	This HSPD1 antibody is un-conjugated
Application:	Western Blotting (WB), Immunofluorescence (IF), Immunoprecipitation (IP)

#### Product Details

Purpose:	Rabbit polyclonal antibody raised against a full-length human HSPD1 protein.
Immunogen:	HSPD1 (NP_002147.2, 1 a.a. ~ 573 a.a) full-length human protein.
Sequence:	MLRLPTVFRQ MRPVSRVLAP HLTRAYAKDV KFGADARALM LQGVDLLADA VAVTMGPKGR TVIIEQSWGGS PKVTKDGVTV AKSIDLKDKY KNIGAKLVQD VANNTNEEAG DGTTTATVLA RSIAKEGFEEK ISKGANPVEI RRGVMLAVDA VIAELKKQSK PVTTPEEIAQ VATISANGDK EIGNIISDAM KKVGRKGVIT VKDGKTLNDE LEIIEGMKFD RGYISPYFIN TSKGQKCEFQ DAYVLLSEKK ISSIQSIVPA LEIANHRKP LVIIAEDVDG EALSTLVLNR LKVGLQVVAV KAPGFGDNRK NQLKDMAIAT GGAVFGEEGL TLNLEDVQPH DLGKVGEVIV TKDDAMLLKG KGDKAQIEKR IQEIEQLDV TTSEYEKEKL NERLAKLSDG VAVLKVGGTS DVEVNEKKDR VTDALNATRA AVEEGIVLGG GCALLRCIPA LDSLTPANED QKIGIEIHKR TLKIPAMTIA KNAGVEGSLI VEKIMQSSSE VGYDAMAGDF VNMVEKGIID PTKVVRTALL DAAGVASLLT TAEVVVTEIP KEEKDPGMGA MGGMGGGMGG GMF

## Product Details

---

Cross-Reactivity:	Human
Characteristics:	Antibody reactive against mammalian transfected lysate.

## Target Details

---

Target:	HSPD1
Alternative Name:	HSPD1 ( <a href="#">HSPD1 Products</a> )
Background:	Full Gene Name: heat shock 60 kDa protein 1 (chaperonin) Synonyms: CPN60,GROEL,HLD4,HSP60,HSP65,HuCHA60,SPG13
Gene ID:	3329
NCBI Accession:	<a href="#">NM_002156</a>
Pathways:	<a href="#">Activation of Innate immune Response</a> , <a href="#">Regulation of Leukocyte Mediated Immunity</a> , <a href="#">Positive Regulation of Immune Effector Process</a> , <a href="#">Production of Molecular Mediator of Immune Response</a> , <a href="#">Positive Regulation of Endopeptidase Activity</a>

## Application Details


---

Application Notes:	Optimal working dilution should be determined by the investigator.
Restrictions:	For Research Use only

## Handling


---

Format:	Liquid
Buffer:	No additive
Preservative:	Without preservative
Handling Advice:	Aliquot to avoid repeated freezing and thawing.
Storage:	-20 °C
Storage Comment:	Store at -20°C or lower. Aliquot to avoid repeated freezing and thawing.




#### Western Blotting

**Image 1.** HSPD1 MaxPab rabbit polyclonal antibody.  
Western Blot analysis of HSPD1 expression in human liver.



#### Western Blotting

**Image 2.** HSPD1 MaxPab rabbit polyclonal antibody.  
Western Blot analysis of HSPD1 expression in A-431.



#### Immunoprecipitation

**Image 3.** Immunoprecipitation of HSPD1 transfected lysate using anti-HSPD1 MaxPab rabbit polyclonal antibody and Protein A Magnetic Bead, and immunoblotted with HSPD1 purified MaxPab mouse polyclonal antibody (B01P).

Please check the [product details page](#) for more images. Overall 6 images are available for ABIN947996.