

Datasheet for ABIN948056
anti-KCNN4 antibody (AA 1-427)



[Go to Product page](#)

4 Images

Overview

Quantity:	100 µg
Target:	KCNN4
Binding Specificity:	AA 1-427
Reactivity:	Human
Host:	Rabbit
Clonality:	Polyclonal
Conjugate:	This KCNN4 antibody is un-conjugated
Application:	Western Blotting (WB)

Product Details

Purpose:	Rabbit polyclonal antibody raised against a full-length human KCNN4 protein.
Immunogen:	KCNN4 (NP_002241.1, 1 a.a. ~ 427 a.a) full-length human protein.
Sequence:	MGGDLVLGLG ALRRRKRLLE QEKSLAGWAL VLAGTGIGLM VLHAEMLWFG GCSWALYLFL VKCTISISTF LLLCLIVAFH AKEVQLFMTD NGLRDWRVAL TGRQAAQIVL ELVVCGLHPA PVRGPPCVQD LGAPLTSPQP WPGFLGQGEA LLSLAMLLRL YLVPRAVLLR SGVLLNASYR SIGALNQVRF RHWFVAKLYM NTHPGRLLLG LTLGLWLTTA WWLSVAERQA VNATGHLSDT LWLIPITFLT IGYGDVVPGT MWGKIVCLCT GVMGVCCTAL LVAVVARKLE FNKAEKHVHN FMMDIQYTKE MKESAAARVLQ EAWMFYKHTR RKESHAARRH QRKLLAAINA FRQVRLKHRK LREQVNSMVD ISKMHMILYD LQQNLSSSHR ALEKQIDTLA GKLDALTELL STALGPRQLP EPSQQSK
Cross-Reactivity:	Human, Mouse

Product Details

Characteristics: Antibody reactive against mammalian transfected lysate.

Target Details

Target: KCNN4

Alternative Name: KCNN4 ([KCNN4 Products](#))

Background: Full Gene Name: potassium intermediate/small conductance calcium-activated channel, subfamily N, member 4

Synonyms: IK1,IKCA1,KCA4,KCa3.1,SK4,hIKCa1,hKCa4,hSK4

Gene ID: 3783

NCBI Accession: [NM_002250](#)

Application Details

Application Notes: Optimal working dilution should be determined by the investigator.

Restrictions: For Research Use only

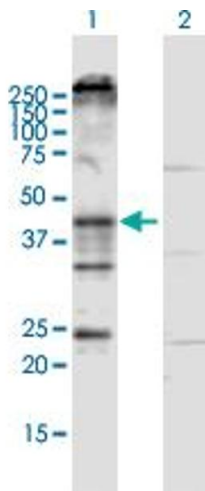
Handling

Buffer: In 1x PBS, pH 7.4

Handling Advice: Aliquot to avoid repeated freezing and thawing.

Storage: -20 °C

Storage Comment: Store at -20°C or lower. Aliquot to avoid repeated freezing and thawing.

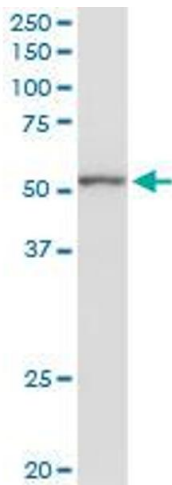


Western Blotting

Image 1. Western Blot analysis of KCNN4 expression in transfected 293T cell line by KCNN4 MaxPab polyclonal antibody.

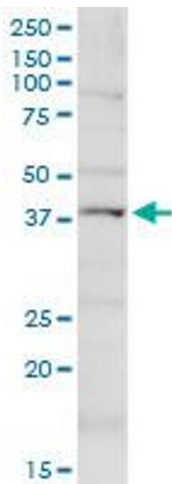
Lane 1: KCNN4 transfected lysate(47.7 KDa).

Lane 2: Non-transfected lysate.



Western Blotting

Image 2. KCNN4 MaxPab rabbit polyclonal antibody. Western Blot analysis of KCNN4 expression in NIH/3T3.



Western Blotting

Image 3. KCNN4 MaxPab rabbit polyclonal antibody. Western Blot analysis of KCNN4 expression in mouse stomach.

Please check the [product details page](#) for more images. Overall 4 images are available for ABIN948056.