



Datasheet for ABIN948134
anti-MMP1 antibody (AA 1-469)



[Go to Product page](#)

5 Images

1 Publication

Overview

Quantity:	100 µL
Target:	MMP1
Binding Specificity:	AA 1-469
Reactivity:	Human
Host:	Rabbit
Clonality:	Polyclonal
Conjugate:	This MMP1 antibody is un-conjugated
Application:	Western Blotting (WB), Immunohistochemistry (Paraffin-embedded Sections) (IHC (p)), Immunoprecipitation (IP)

Product Details

Purpose:	Rabbit polyclonal antibody raised against a full-length human MMP1 protein.
Immunogen:	MMP1 (NP_002412.1, 1 a.a. ~ 469 a.a) full-length human protein.
Sequence:	MHSFPPLLLL LFWGVVSHSF PATLETQEQD VDLVQKYLEK YYNLKNDGRQ VEKRRNSGPV VEKLLQMQEF FGLKVTGKPD AETLKVMKQP RCGVPDVAQF VLTEGNPRWE QTHLTYRIEN YTPDLPRADV DHAIEKAFQL WSNVTPLTFT KVSEGDADIM ISFVRGDHRD NSPFDGPGGN LAHAFQPGPG IGGDAHFDDED ERWTNNFREY NLHRVAAHEL GHSLGLSHST DIGALMYPST TFSGDVQLAQ DDIDGIQAIY GRSQNPVQPI GPQTPKACDS KLTFDAITTI RGEVMFFKDR FYMRTNPFYP EVELNFISVF WPQLPNGLEA AYEAFADRDEV RFFKGNKYWA VQQQNVLHGY PKDIYSSFGF PRTVKHIDAA LSEENTGKTY FVANKYWRY DEYKRSMDPG YPKMIAHDFP GIGHKVDVAV MKDGGFFYFFH GTRQYKFDPK TKRILTLQKA NSWFNCRKN

Product Details

Cross-Reactivity:	Human
Characteristics:	Antibody reactive against mammalian transfected lysate.

Target Details

Target:	MMP1
Alternative Name:	MMP1 (MMP1 Products)
Background:	Full Gene Name: matrix metalloproteinase 1 (interstitial collagenase) Synonyms: CLG,CLGN
Gene ID:	4312
NCBI Accession:	NM_002421

Application Details


Application Notes:	Optimal working dilution should be determined by the investigator.
Restrictions:	For Research Use only

Handling

Format:	Liquid
Buffer:	No additive
Preservative:	Without preservative
Handling Advice:	Aliquot to avoid repeated freezing and thawing.
Storage:	-20 °C
Storage Comment:	Store at -20°C or lower. Aliquot to avoid repeated freezing and thawing.

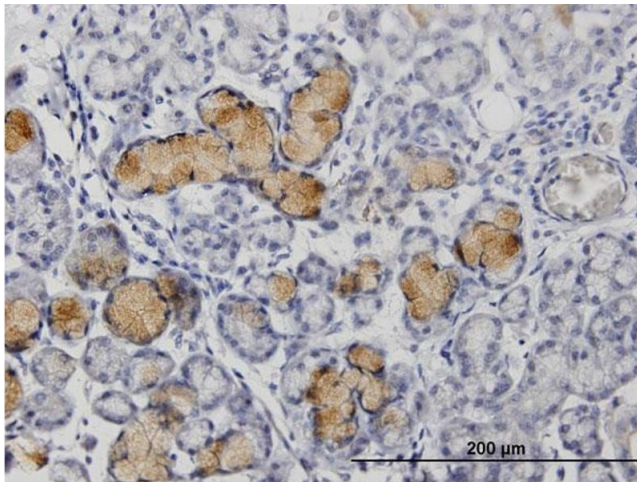
Publications

Product cited in:	Kim, Xuan, Park: "Licoricidin, an isoflavonoid isolated from Glycyrrhiza uralensis Fisher, prevents UVA-induced photoaging of human dermal fibroblasts." in: International journal of cosmetic science , Vol. 39, Issue 2, pp. 133-140, (2016) (PubMed).
-------------------	---




Western Blotting

Image 1. MMP1 MaxPab rabbit polyclonal antibody. Western Blot analysis of MMP1 expression in human pancreas.



Immunostaining

Image 2. Immunoperoxidase of purified MaxPab rabbit antibody to MMP1 on formalin-fixed paraffin-embedded human colon. [antibody concentration 3 ug/ml]



Immunoprecipitation

Image 3. Immunoprecipitation of MMP1 transfected lysate using anti-MMP1 MaxPab rabbit polyclonal antibody and Protein A Magnetic Bead , and immunoblotted with MMP1 purified MaxPab mouse polyclonal antibody (B01P) .

Please check the [product details page](#) for more images. Overall 5 images are available for ABIN948134.