

Datasheet for ABIN948214
anti-OXCT1 antibody (AA 1-520)



[Go to Product page](#)

3 Images

Overview

Quantity:	100 µg
Target:	OXCT1
Binding Specificity:	AA 1-520
Reactivity:	Human
Host:	Rabbit
Clonality:	Polyclonal
Conjugate:	This OXCT1 antibody is un-conjugated
Application:	Western Blotting (WB)

Product Details

Purpose:	Rabbit polyclonal antibody raised against a full-length human OXCT1 protein.
Immunogen:	OXCT1 (NP_000427.1, 1 a.a. ~ 520 a.a) full-length human protein.
Sequence:	MAALKLLSSG LRLCASARGS GATWYKGCVC SFSTSAHRHT KFYTDPVEAV KDIPDGATVL VGGFGLCGIP ENLIDALLKT GVKGLTAVSN NAGVDNFG LG LLLRSKQIKR MVSSYVGENA EFERQYLSGE LEVELTPQGT LAERIRAGGA GVPAFYTPTG YGTLVQEGGS PIKYNKDGSV AIASKPREVR EFNGQHFILE EAITGDFALV KAWKADRAGN VIFRKSARNF NLPMCKAAET TVVEVEEIVD IGAFAPEDIH IPQIYVHRLI KGEKYEKRIE RLSIRKEGDG EAKSAKPGDD VRERIIKRAA LEFEDGMYAN LGIGIPLLAS NFISPNIIVH LQSENGVLGL GPYPRQHEAD ADLINAGKET VTILPGASFF SDESFAMIR GGHVDLTMLG AMQVSKYGDL ANWMIPGKMV KGMGGAMD LV SSAKTKVVVT MEHSAKGNAH KIMEKCTLPL TGKQCVNR II TEKAVFDV DK KKGLTLIELW EGLTVDDVQK STGCDFAVSP KLMPMQQIAN

Product Details

Cross-Reactivity:	Human, Mouse
Characteristics:	Antibody reactive against mammalian transfected lysate.

Target Details


Target:	OXCT1
Alternative Name:	OXCT1 (OXCT1 Products)
Background:	Full Gene Name: 3-oxoacid CoA transferase 1 Synonyms: OXCT,SCOT
Gene ID:	5019
NCBI Accession:	NM_000436
Pathways:	Positive Regulation of Peptide Hormone Secretion, Carbohydrate Homeostasis

Application Details

Application Notes:	Optimal working dilution should be determined by the investigator.
Restrictions:	For Research Use only


Handling

Buffer:	In 1x PBS, pH 7.4
Handling Advice:	Aliquot to avoid repeated freezing and thawing.
Storage:	-20 °C
Storage Comment:	Store at -20°C or lower. Aliquot to avoid repeated freezing and thawing.



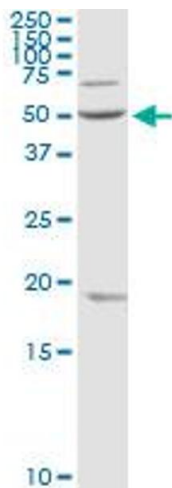
Western Blotting

Image 1. OXCT1 MaxPab rabbit polyclonal antibody.
Western Blot analysis of OXCT1 expression in HeLa.



Western Blotting

Image 2. OXCT1 MaxPab rabbit polyclonal antibody.
Western Blot analysis of OXCT1 expression in NIH/3T3.



Western Blotting

Image 3. OXCT1 MaxPab rabbit polyclonal antibody.
Western Blot analysis of OXCT1 expression in Jurkat.